

Sequoia Council, Boy Scouts of America

2018 Camp Leader's Guide

December 5, 2017



Fresno Scout Service Center

6005 N Tamera
Fresno, CA 93711

Phone: (559) 320-2100
Fax: (559) 320-2114

www.seqbsa.org [Google Map](#)

Camp Chawanakee

43485 Dinkey Creek Rd
Shaver Lake, CA 93664**

Phone: (559) 841-2117
Fax: (559) 841-8181

www.chawanakee.com [Google Map](#)

**If you want to send mail to your people up at camp be sure to include their Troop/Crew number, week and campsite.

CONNECT WITH US ONLINE AT



www.facebook.com/CampChawanakee



www.google.com/+Chawanakee

Camp Chawanakee 2018 Campsite Reservation Form

Troop/Crew No. _____ Council _____
 Estimated Number of Youth _____ Female Venturers _____ Adult Males _____ Adult Females _____

CAMPSITE SELECTION: In order to make a reservation call the Fresno Scout Office at (559)320-2100 and ask for the Camping Department. That way you can discuss what sites are still available in specific weeks and find the best site that works for you. The numbers in parentheses are the more or less maximum number of campers per site. Often smaller units are grouped in the same campsite. Adults must share tents just like youth.

- | | | |
|----------------------------------|-------------------------------|-------------------------------|
| ___ Hupa (20) 10 Tents | ___ Mono (28) 14 Tents | ___ Tehachapi (28) 14 Tents |
| ___ Indian Village (28) 14 Tents | ___ Paiute (28) 14 Tents | ___ Thunderbird (30) 15 Tents |
| ___ Inyo (36) 18 Tents | ___ Pioneer (36) 18 Tents | ___ Winton (30) 15 Tents |
| ___ Mariposa (28) 14 Tents | ___ Pomo (36) 18 Tents | ___ Yokut (22) 11 Tents |
| ___ Mirimichi (22) 11 Tents | ___ Sha-Cha-Quoi (16) 8 Tents | ___ Yosemite (50) 25 Tents |
| ___ Miwok (30) 15 Tents | ___ Tachi (20) 10 Tents | ___ Yuki (20) 10 Tents |
| ___ Modoc (30) 15 Tents | ___ Tah-Heetch (30) 15 Tents | ___ Yuma (46) 23 Tents |
| ___ Mojave (28) 14 Tents | ___ Tamarack (28) 14 Tents | |

- Yes, we plan to arrive on Saturday after 5 pm. We understand an early arrival fee will be assessed.
- We plan to arrive on Monday morning by 6 am.
- We are an LDS chartered Troop/Crew If Yes please tell us what Stake/Ward: _____

Session Requested: Please indicate the session you would like to attend below.

- | | | | |
|------------------------|-----|------------------------|-----|
| Session 1: 6/10 - 6/16 | ___ | Session 5: 7/8 - 7/14 | ___ |
| Session 2: 6/17 - 6/23 | ___ | Session 6: 7/15 - 7/21 | ___ |
| Session 3: 6/24 - 6/30 | ___ | Session 7: 7/22 - 7/28 | ___ |
| Session 4: 7/1 - 7/7 | ___ | Session 8: 7/29 - 8/4 | ___ |

BSA requires that all troops/crews must have a minimum of two adults present at camp.

PRIMARY CONTACT LEADER Name: _____ Address: _____ City: _____ State: _____ Zip: _____ Home Phone: () _____ Mobile Phone: () _____ Work Phone: () _____ E-Mail Address: _____

Within one to two weeks you will receive a confirmation email of your reservation. You can now have more than one contact leader for camp. Please provide us with the additional emails of who you want to receive information about Camp Chawanakee for next year.

Name	E-Mail
_____	_____
_____	_____
_____	_____

Please make a copy for your records
 * Please list your Troop/Crew number and council name on all checks
 Make all checks payable to Sequoia Council Boy Scouts of America

Mail with check to
 Sequoia Council, Boy Scouts of America
 6005 N Tamera Ave.
 Fresno, CA 93711

Visit our websites for more information
www.chawanakee.com
www.seqbsa.org
www.facebook.com/campchawanakee
www.google.com/+Chawanakee

Letter to the Units

Dear Troop/Crew Leader:

We want to personally express our gratitude to you for choosing Camp Chawanakee. Your Troop/Crew is about to experience one of the finest Boy Scout camps in the nation.

Your Scouts and Venturers can join in the fun and adventures of camp by being a part of swimming, boating, hiking, biking, field sports, and much more. The beauty and majesty of camp will act as a natural backdrop for an exceptional outdoor learning experience. Our Camp Chawanakee staff is eager to help make your summer experience a rewarding and meaningful one. Our program staff is well versed in the Scouting and Venture program. Serving your Troop/Crew is our number one priority. This guide contains a wealth of information to help your Troop/Crew receive the programs it expects at Camp Chawanakee. We are continuing to fine-tune our offerings at camp and this guide will help your Troop/Crew to have a good experience at camp. Remember a Scout and Venturer is prepared! Read it carefully and feel free to email Camp Director if you have any questions at campdirector@chawanakee.com.

Again, thank you for choosing Camp Chawanakee we look forward to meeting all of you this summer.

In the Spirit of Scouting,

John Richers
CEO/Scout Executive
John.Richers@scouting.org

Greg Ferguson
Camp Director
campdirector@chawanakee.com

Visit our Council Website at
<http://www.seqbsa.org>

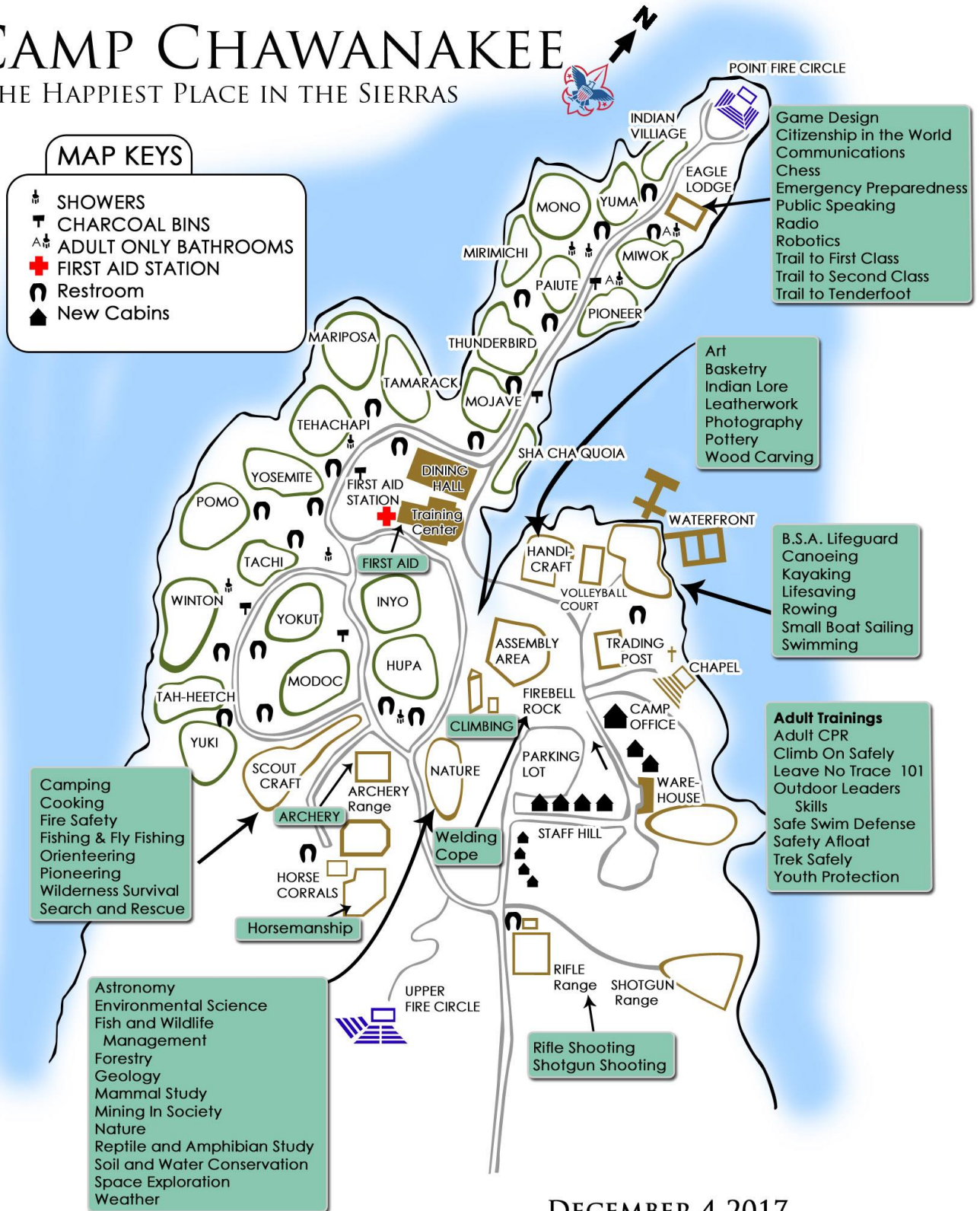
Get Updated Information at
www.Chawanakee.com

Like Camp Chawanakee on Facebook at
www.facebook.com/campchawanakee

Google Plus at
www.google.com/+Chawanakee

Camp Map

CAMP CHAWANAKEE THE HAPPIEST PLACE IN THE SIERRAS



DECEMBER 4 2017

Online Resources:

Camp Chawanakee offers a digitalized leader's guide. This edition features several links to the various forms that are required to enjoy your stay at Camp Chawanakee. Use the links in blue for quick access to additional forms or helpful web pages that contain useful camp information. Any changes to this guide will be communicated to you through our [Camp Website](#). **It is vital that you register your email address with this site so that communication is smooth and timely.**

[Chawanakee Website](#) Links you to the Chawanakee website where you will need to sign up for all merit badges and is another location for camp forms and merit badge information. Changes to our program will be communicated via this site on the news tab and in emails to the units. Be sure to register your email address on the site as soon as possible. Free email can be obtained at <http://www.gmail.com>, www.yahoo.com, www.outlook.com.

[Sequoia Council Website](#) Links you to the Sequoia Council BSA website where you will find information about the council that operates Camp Chawanakee. There is a wealth of knowledge regarding camp there as well. (Requires Internet connection)

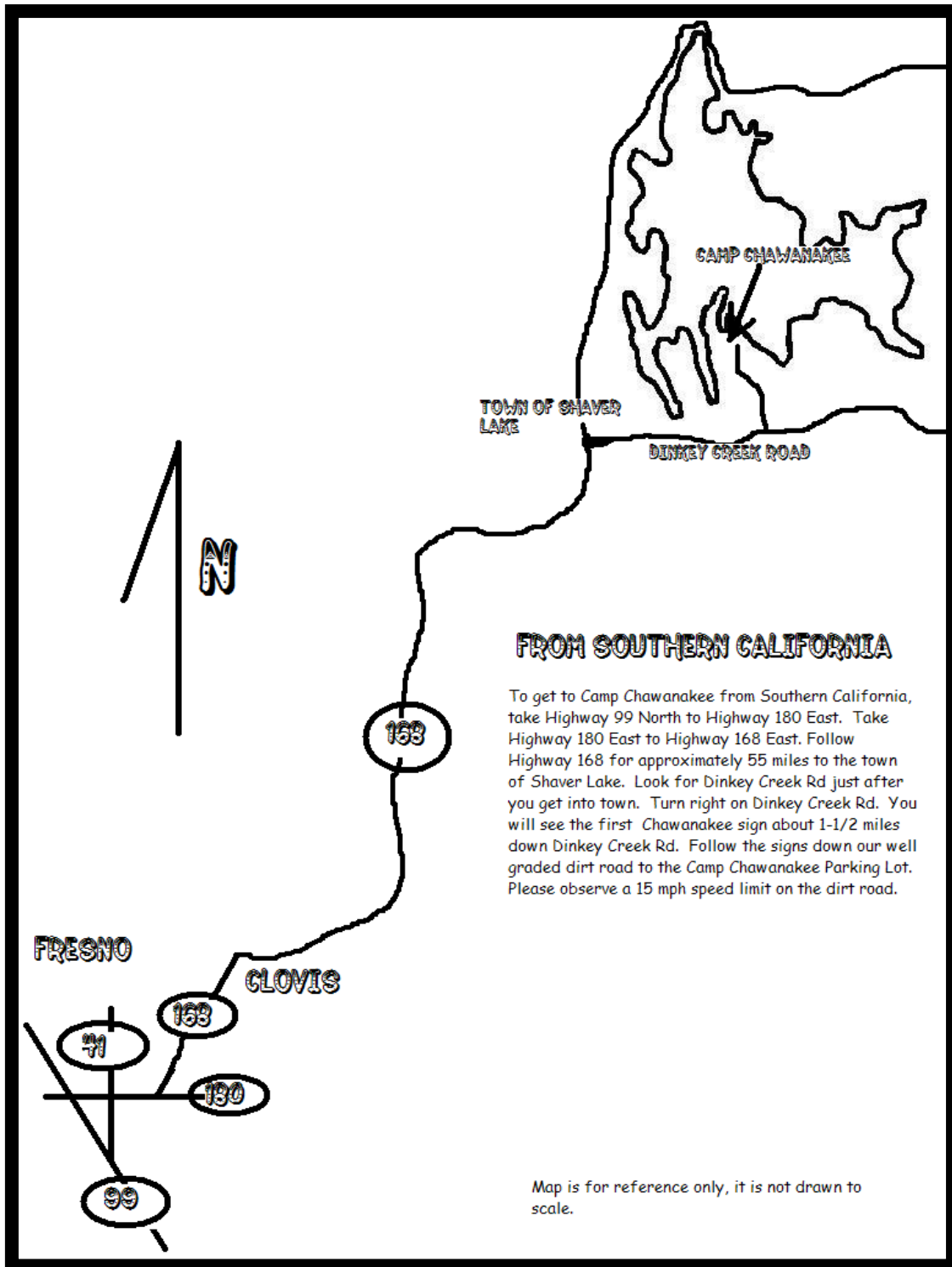
[Camp Chawanakee Weather](#) Find out what the weather might be before you arrive. Weather reports are not 100% accurate, come prepared for all types of weather. (Requires Internet connection) <http://www.seqbsa.org/campweather.htm>

[Medical Form](#) As per BSA Standards we use the standard BSA Medical Form. This form is used for scouts, venturers and adults and is good for only one year. You are required to fill out sections A, B and C. Participants must bring the appropriate, valid form, with them to camp. **A check of this form is a mandatory part of check in, no one may participate in any camp activity until his or her medical form is completed and turned in. New for 2018 we will be doing med checks on a whole troop basis.** We encourage troops to have all medical forms sorted and stored in one binder that will be turned in to our Medical Staff by the Unit Leader. When your troop leaves camp we will return your medical forms to you. **Please be sure you received all your forms before you leave.**

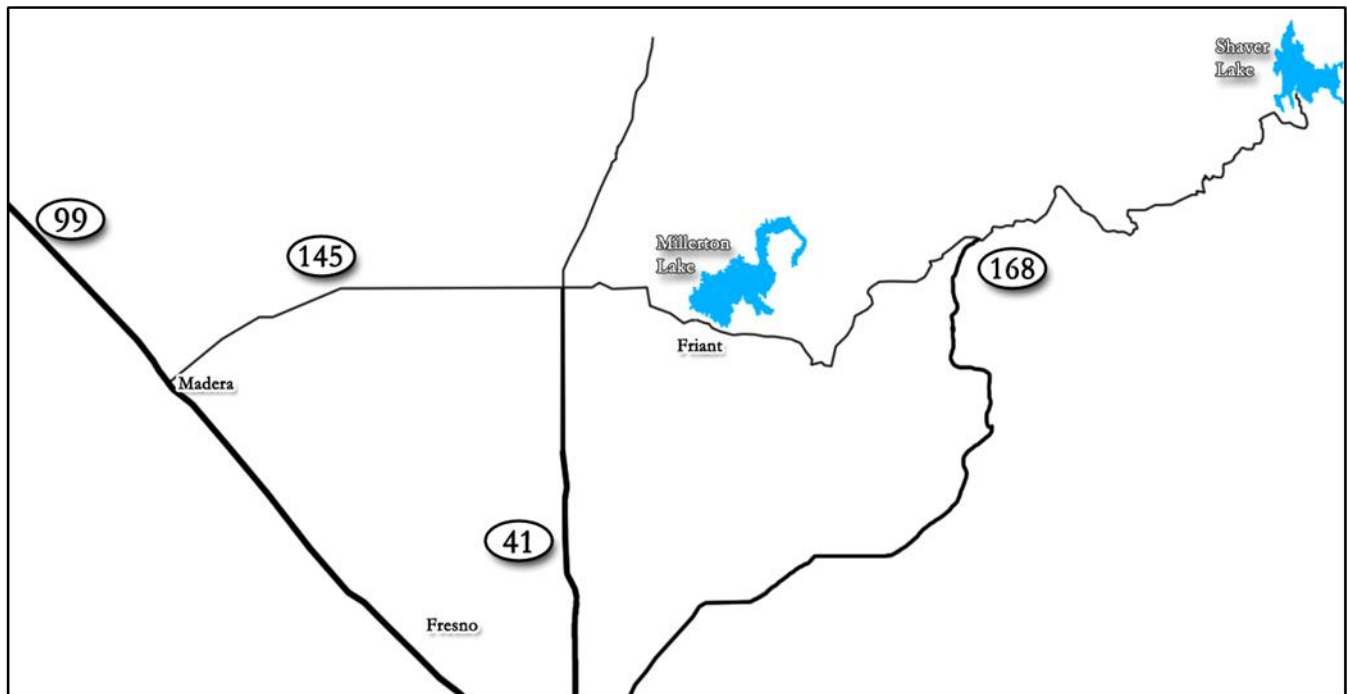
[Troop/Crew Roster](#) is required for check in at camp. The www.chawanakee.com website will automatically generate this report. Go to Reports and print the Roster Report. You will turn in two copies at the camp office, one to med checks and keep another copy in your campsite.

[Online Forms / Downloads](#) is where you can download all the necessary forms and resources (including the up to date copy of this guide) that you need to get ready for camp.

Directions from the Southern California



Directions from the Northern California



1. Get onto Highway 99 heading South
2. Near Madera, take Highway 145 exit Northeast (Cleveland Ave Exit). Continue on Highway 145 towards Highway 41.
3. When you reach Highway 41, go across it (do not get on it). You are now on Millerton Road.
4. Continue on Millerton Road until you come to Road 206 (Friant Rd) and turn right at the Stop sign. Continue towards Millerton Lake to a T intersection.
5. At the T Intersection, go left onto Millerton Road, staying alongside of Millerton Lake. At a gas station-store, turn left.
6. At a shopping center-snack area, turn left onto Auberry Road, towards Shaver Lake. You will eventually pass Marshall Station and continue on to Highway 168.
7. Continue on the 168 going up the mountain on the stretch of road known as the four lane (Be careful you don't overheat!)
8. At the top of the four lane continue on for six miles until you arrive in the village of Shaver Lake.
9. Make a Right hand turn onto Dinkey Creek Road.
10. Travel another 1.8 miles until you see the Camp Chawanakee sign on the left hand side.
11. Turn left onto the camp dirt road and travel till you come to a fork in the road. Turn right (going left will take you to family camp) and go down to the camp parking lot.

Paying For Camp

The cost for camp is \$400 per Scout/Venturer for units out of Council. The cost for adults/leaders is \$220 for out of Council. All leaders/adults pay this fee. The cost for Sequoia Council Scout/Venturer is \$340 and \$205 for adults/leaders for Sequoia Council Troop/Crews. Your Troop/Crew can qualify for a couple of different discounts. You can switch adults out during the week without having to pay for another adult. You will need to list all adults on your roster that you turn in. It is not a problem if you have more adults on your roster than if you have on your Fee Settlement Form. Each unit must register as their own unit even if units are combining. This is important for the national camping report to identify that a unit had a long-term summer camp. Each unit must have two leaders in camp at all time. So if two units are combining, there must be 4 adults. This is a national rule. There is a Friends of Scouting Incentive for in-Council troops that can reduce youth cost by another \$25.00. There is also brother discounts (\$25 dollars off for each brother) and returning Scout that season discount (\$100 dollars off).

Conservative Forecasting

When you make reservations for the summer, be conservative. Example: if you plan to bring 12 youth and 2 adults, perhaps you should indicate to the Camp that you will be bringing 10 youth and 2 adults and pay for these 10 youth and 2 adults. Right up to the day you arrive at Camp, you may add youth and adults. So if you arrive at Camp with 12 youth and 3 adults; that is perfectly fine. You may pay these fees at arrival. **Caution:** if you bring a surprising 10 extra youth, you are wise to phone the Council office with a heads up. Conversely, if you indicate you are bringing 12 youth and 2 adults (fully paid or not) and you arrive at Camp with only 10 youth, we cannot make a refund. If not yet fully paid, you will be responsible to pay full fees. These fees cannot be pushed into the next camping year. **If a site is overbooked we will not move tents. This is new for 2018. What we will do is issue your unit pop-up tents to use for that week.** If checked out tents are returned damaged the troop/crew is financially responsible for replacing it. Bringing a few of your own tents for extra equipment etc. is always a good idea. Shade structures are also a good idea. If you are sharing a campsite, please see the Scout spirit info below.

Sharing a campsite

We all believe that every scout should have the opportunity to have a great summer camp experience. Because of this, if you reserve a campsite and do not take up all the spots in a site we may put another troop in the campsite with you to share the site. We post all the troops that are in the campsite online at [www.seqbsa.org/PDFS/Camp/2018 Reservation Chart.pdf](http://www.seqbsa.org/PDFS/Camp/2018%20Reservation%20Chart.pdf) so you can see if you are sharing the campsite with another unit or not. If you are sharing a campsite, please wait for the other troop so that you made divide the site appropriately. This is especially true if the site is overbooked and we need to issue you pop-up tents. We manage our campsites to make sure every unit can get to camp. We thank you in advance for your understanding.

Refunds

There are **no refunds** at Camp Chawanakee. So if you have a youth or adult who is fully paid but then cannot come to camp, we urge your unit to find a replacement for this person(s) and adjust fees internally within your unit.

Of course, there are unexpected instances when a refund is warranted. If you feel you have a warranted potential refund, you can have your unit contact leader (the person who is working with our camping department throughout the year) compose an email to john.richers@scouting.org and explain the circumstances and the amount of refund requested. Please do not have each family requesting a refund contact us instead have the unit contact leader do this to help expedite the process. Keep in mind some units charge more than the actual Camp fee for bus fare, payment for volunteer leaders and other. In all cases, if you become aware of a youth or adult who cannot attend Camp, first try to fill that slot with another youth and/or adult. Let us know to whom we need to make the check payable and where to mail the check.

Preferred Payment Method

We prefer that you pay by check payable to Sequoia Council. This may sound old fashioned but it does avoid service charges. You are welcome to use our online payments option through DoubleKnot, but keep in mind there will be an extra fee charge to you. If you do not wish to pay the online convenience fee you can mail a check to our Fresno Service center with a copy of your unit's Fee Settlement Form. All payments made at camp are done at the Camp Office.

Rollovers

We do not accept overpayments to pay for next year's summer camp reservation. If you overpay what you owe there will be no refund. **Please make sure to have a check or CC to make your payment when you make your reservations for the following summer.**

Discounts and Extra Fees

- Adult leaders pay based on the schedule below (You must bring at least two adults to camp)
- All brothers get \$25 off the cost. –First brother, second brother, third brother etc.
- Second week: If a Scout/Venturer wants to come back for a second week of camp you can take \$100 off.
- If your Troop/Crew wants to arrive on Saturday then there is an extra fee of \$10 per person.
- Commissioner: Adults that want to help out camp by being Volunteer Commissioners can come to camp for free. **There are a limited number of spots per week and they are first come first serve.** Call the **Fresno Office** to find out more at (559) 320-2100. Each Troop/Crew can have only one Volunteer Commissioner.
- **All discounts need to be communicated** to the Fresno Office **before** you arrive at camp in order to qualify. We cannot honor discounts after the fact.
- NYLT, if you attend the Sequoia Council NYLT and another week of camp take \$100 off your camp costs.
- If your unit is located outside the state of California, take an additional 10% discount off your total net unit fee after other discounts have been applied.

Camperships

We believe that every scout should have the option to go to summer camp and we are committed to making this happen. We encourage units to participate in fundraisers to help defer the cost of camp such as Annual Popcorn Sales or through programs like Camp Card Sales. However sometimes a little extra is needed. Through the generous donations of people and businesses around the Sequoia Council we are happy to be able to offer Scholarships to summer camp to all scouts attending summer camp. If you have a family that is in need of assistance in paying for camp you can have them fill out a campership application. You can either download the application from our website at <http://www.chawanakee.com/Download.cfm> or by filling out the form online here: <http://www.seqbsa.org/register/2018/camperships.htm> All applications must be in the office May 1st 2018. We are the only BSA camp in the nation that offers camperships to out of Council unit Scouts/Ventures. Every Scout/Venture who applies for a campership will get something. Unit popcorn sales are a positive consideration if we see evidence the scout helped pay his way “a scout is thrifty”. Please note that for the unit to get the campership discount the scout must to go to camp. If the scout does not attend camp the unit will not receive the discount and may owe money. Camperships are announced in Mid May, if you applied for a campership you may want to refrain from paying your full balance until awards are announced. Remember there are no refunds.

Payment Dates

- Deposit of \$100 per patrol site is due to make a reservation
- January 16th a payment of \$100 per person (both youth and adults) coming to camp
- March 9th a second payment of \$100 per person (both youth and adults) coming to camp
- Two weeks before you come to camp you should have the remainder of your balance paid in full. You may have last minute additions and that is fine, just let us know. There are no refunds. Please refer to the final payment schedule below.
- If a Troop/Crew misses their payment dates and does not contact the Fresno Office your reservation may be cancelled and all fees paid are forfeited and your site given to another unit.
- In order to qualify for Merit Badge Signups you must have both the January and March payments in the scout office before March 9th in order to qualify for signups

Making Payments

When your Troop/Crew is making payments for camp you may collect all the money from the parents and write one unit check. If you are paying by check then please be sure to include a copy of your troop's/crew's Fee Settlement Form ([Fig 1](#)) to make sure we credit your account. If you want to you can make payments online at <http://www.seqbsa.org/register/2018/summercamp.htm>

Final Numbers/Payments

Your Troop/Crew must have its final numbers into the Fresno Scout office by the dates below based on your week that you are coming to Camp. **Once this date is passed you cannot lower your numbers and will pay for the youth or adults even if they don't come to camp.** You can still increase your numbers after this date however. If you estimate that your numbers will increase by just a few, do not commit to a new number, just bring these extra youth/adults with you to camp and pay for them at check-in. **If you bring extra scouts and adults beyond the campsite capacity you will be issued pop-up tents.** If you know you are bringing a number of additional youth/adults, you must let us know so that we can plan for additional tentage etc. Let's use common sense.

Final payment dates are listed below. (Last chance to lower numbers) Do not pay in full. See notes above.

Week 1: May 18 2018

Week 2: May 25 2018

Week 3: June 1 2018

Week 4: June 8 2018

Week 5: June 15 2018

Week 6: June 22 2018

Week 7: June 29 2018

Week 8: July 6 2018

Changing Campsites

Camp Chawanakee reserves the right to move you from one campsite to another or to put another Troop/Crew in the same campsite as you. Before we move a Troop/Crew though we will do our best to make other accommodations without forcing a Troop/Crew to move to another spot. You will be contacted if we need to discuss moving your troop. If you do not fill a campsite up there is a chance you will share the campsite with another smaller unit. SHARED CAMPSITES: IN AN EFFORT TO BE FAIR TO ALL, PLEASE WAIT FOR THE OTHER UNIT SHARING YOUR CAMPSITE BEFORE YOU SETTLE IN. ONCE BOTH UNITS ARE ON SITE, YOU CAN FIGURE OUT AN EQUITABLE MANNER OF DIVIDING THE CAMPSITE. SEE YOUR UNIT GUIDE/COMMISSIONER FOR ASSISTANCE. If you want to check and see if you're sharing a site you can view it here:

[http://www.seqbsa.org/PDFS/Camp/2018 Reservation Chart.pdf](http://www.seqbsa.org/PDFS/Camp/2018%20Reservation%20Chart.pdf)

Cancellations

If your Troop/Crew cancels its reservation and does not come to Camp Chawanakee all money paid is forfeited. You must submit a letter of cancellation to the Fresno Scout Office to let us know that your Troop/Crew is not coming. Please note this is for the entire Troop/Crew, if you are reducing numbers this does not apply unless you are dropping after the final payment deadline. There are **NO REFUNDS** at Camp Chawanakee. You may transfer funds from one Scout/Venturer and adults/leaders in the same Troop/Crew to another however.

Fee Settlement Form

On the following page is a copy of a Fee Settlement Form. Throughout the year your troop's / crew's contact leader will be receiving updated copies of these detailing the costs of your stay at camp. If there are any changes that need to be made you can contact the Fresno Scout office and talk to the camping department (559) 320-2100 Ext 107.

Important! The numbers that are on your Fee Settlement form are your official numbers of how many people are coming to camp. If you want to change the numbers, you must call the Fresno Scout Office. Simply dropping a person off of www.chawanakee.com **does not count** as dropping the person.



2018 Camp Chawanakee Fee Settlement Form

Please include a copy of this form whenever you make a payment.

Make payments to Sequoia Council at 6005 N Tamera Fresno, CA 93711

Troop 123 Sequoia **Week** 1: 6/10/2018 -- 6/16/2018 **Arrival** Sunday

Scoutmaster Man
6005 N Tamera Ave
Fresno, CA 93711

Contact
Leader

Are you an LDS sponsored unit? No

Saturday Fees
\$10 X Person

Camperships

Amount	Name
\$78.00	Timmy Tenderfoot
\$73.00	Sammy Secondclass

Fees

Scouts	14	X	\$345.00	=	\$4,830.00
Adults	3	X	\$205.00	=	\$615.00
Fees Due					\$5,445.00

Campsites

Name	Youth	Adult
Mirimichi	14	3

Payments Received

Date	Paid	Notes / Receipts
6/29/2017	\$200.00	84785
1/9/2017	\$1,700.00	87359
3/7/2017	\$1,700.00	91129

Extra Fees / Discounts

Brother	(\$25.00)
Brother	(\$25.00)

Signature _____ Date _____

Print _____

Please include a copy of this form whenever you make a payment.

If you need adjustments made such as adding brother's discounts or other questions contact the Fresno office at 559-320-2100.

Fees Due	\$5,445.00
+Extra Fees / Discounts	(\$50.00)
- Camperships	\$151.00
-Payments	\$3,600.00
=Balance Due	\$1,644.00

General Guide to Camp Chawanakee

Before Arrival at Camp:

Please hold a familiarization meeting with your Scouts/Venturers and their parents. This is a good time to complete the necessary paperwork that needs to be signed by the parents. Make sure that each participant (including adults) has a B.S.A. physical form (Parts A, B, & C) completely filled out and signed by a doctor. Leaders should pay attention to Part B: Parental consent regarding nonprescription medication administration.

Camp Chawanakee employs the patrol method of camping. Most activities will require that Scouts/Venturers be organized into patrols of approximately eight Scouts/Venturers each. It is also recommended that these patrols devise a name, yell, and flag. These patrols may be different from your regular patrol structure. Smaller troops/crews may organize into smaller patrols, but may or may not receive one patrol site per patrol.

In April we will host a Camp Leaders Meeting. This is hosted by the Camp Director and gives troops/crews an opportunity to meet and discuss what will be going on at camp. The Camp Leaders Meeting is scheduled for **Wednesday April 4, 2018 at 6:30 PM** at the Fresno Scout Office is broadcast online and posted for you to watch after the fact. There is a lot of information given out at this meeting as well as chances for questions and answers. This is a perfect opportunity for first time troops/crews to get ready for their week up at camp or for units that haven't been to camp in a few years. You can also get your program questions answered before you arrive at camp.

Saturday Arrivals

Troops/Crews that do not want to travel on Sunday can choose to have a Saturday Arrival at Camp. You must make sure to communicate with the Fresno Office that you want to arrive on Saturday. There is a Fee of \$10 per person extra for arriving on Saturday. Troops/Crews can start to show up in the afternoon after 3PM at camp. You are allowed to drive one vehicle into their campsite to unload gear. All cars must be parked in the camp parking lot by nightfall. Troops/crews arriving on Saturday will be **required to provide their own food until Sunday Dinner** when the camp Dining Hall opens. Aside from Chapel, Showers and Restrooms there are no program areas or facilities available to troops/crews that arrive on Saturday. Please do not go swimming in the lake Saturday Night. Camp Management is on site in case of emergencies but are on their day off. The Camp Office is closed on Saturday afternoons.

Early Swim Check: A Great Improvement to Sunday Check In

In an effort to speed up your Sunday arrival process, we now allow and encourage units to do a private swim check on your own as a troop before coming to camp. Below are the guidelines for conducting a swim check. Bring a list of youth and adults with their classification and we will fill out buddy tags for your unit at camp. Keep in mind that our camp is located at an elevation of 5,300 ft above sea level and the water is cold. So any borderline swimmers should be classed in the classification below. **The aquatic staff also may retest a person if they feel this is necessary.** **If your troop is planning on a Monday arrival, it is mandatory that your troop conduct swim checks before camp at your home city.**

To pass a swim test you must swim 4 laps of 25 yards for a total of 100 yards. The first three are any stroke you want but the last one must be a resting stroke such as elementary backstroke. After swimming all 4 laps have the swimmer demonstrate they can float on their back for a minute. If they are able to do this the swimmer gets a full pass. For more information check out Pages 49-51. We will mail you buddy tags in the spring. Fill out the buddy tags before you get to camp to avoid long line waiting.

Sunday Arrivals and Checking into camp

Check in begins at 1:00 PM at the Camp Office however your Troop/Crew can arrive earlier but there will not be early check ins. The adult most familiar with the Scouts/Venturers and the troop's crew's finances should check in. If your troop crew made any payments after the final deadline you may need to have your receipts to show that you are paid in full. Your unit will also need to turn in the following papers:

Troop/Crew Roster: You will need to have **four copies** of your Troop/Crew Roster. **Two** will be turned in at the **camp office**. You will need **one more copy for Medical Checks** and **one final copy for your campsite**. You will need **4 total copies** when you arrive at camp. If you do not have **four copies** of your Troop's Crew's roster the camp office has a copy machine you can use. The Roster must have name and phone numbers for each person at camp.

If your troop is paid in full and there are no changes to your reservation then you will qualify for a "Fast Pass" check in. This means you need to just stop in at the camp office for a moment to have us make a final check. Then your staff guide will be waiting outside with your check in packet. You will quickly verify everything is the same and turn in two copies of your roster at the camp office. If there are any changes or you are not paid in full then you will check in at the camp office like normal. While checking in, your troop can start their tour of camp.

Your Troop/Crew will then receive their check in packet which will include all the papers your Troop/Crew needs to post in their campsite. We will issue the Troop/Crew their wrist bands which must be worn by all Scouts/Venturers and adults throughout the week. The camp will also give you a couple of rolls of toilet paper for your campsite. Your Troop/Crew has the option to check out one adult restroom key. Your unit has the option to check out one key per unit which will be shared by the adults. If you want a key there is a \$20 deposit per key that will be returned and the end of the

week. In order to make things easier please bring a \$20 bill, we do not always have change to break higher denominations. Adults may now use any shower/toilet building since each has a lock and is designated for single use only. We ask that each unit only check out one adult restroom key to make sure there are enough for all units.

If you are changing your adults partway through the week please make sure both adult names and phone numbers are on your unit's roster. When one adult comes up to replace them cut off the wristband from the adult leaving. If possible please have both adults check in / out at the camp office together.

Each Troop/Crew will get a camp staff guide assigned to them to provide an orientation of camp and act as your buddy for the day. This orientation will include medical, dining hall orientation to find out your eating session and table numbers, and a swim test (we recommend that participants wear their swim trunks under their uniform). New for 2018 we will be doing med checks on a whole troop basis. We encourage troops to have all medical forms sorted and stored in one binder that will be turned in to our Medical Staff by the Unit Leader. While on the tour please ask questions, it is the best way to learn about Camp Chawanakee. Your guide will take you on a detailed tour of camp. A Scoutmaster/Crew Advisor and SPL meeting is scheduled Sunday afternoon at 5:00 pm at the Chapel to give you more important information about Camp Chawanakee.

Each Troop/Crew can have one car drive in at 5 mph to their campsites to transport **TROOP/CREW GEAR ONLY**. All cars must be returned to the camp parking lot by 6:45 PM on Sunday evening. Your Troop/Crew is allowed to leave a Troop/Crew trailer in your campsite but the cars that pull it in must be back in the parking lot by 6:45 pm.

Monday Arrivals

Troops/crews that want to arrive on Monday should show up at the camp office at 6:00 AM. This will allow the Troop/Crew plenty of time to check in at the camp office and still have time to unload gear to their campsite and possibly get to the dining hall for breakfast. While checking in at the office bring your medical form binder and be prepared for the medical screening. Scouts/Venturers that don't do their swim checks will not be penalized on Monday classes even if they are taking waterfront merit badges. **As stated early in this guide you can do a swim check on your own. Swim Checks must be done prior to your arrival at Camp if you are a Monday arrival. We do not offer Monday Swim Checks.** Monday arrivals are automatically assigned to second shift meals. If you do not arrive at camp by 7:00 AM you will need to provide your own breakfast.

Departure on the last day:

A camp staff guide will help you check your Troop/Crew out of your campsite. The head commissioner will send staff guides to your patrol site(s) at an agreed upon time between 6:00-9:00 that you schedule at the 10:00 am Friday leader's meeting, held in the chapel. Check out procedures (detailed at camp.) must be completed by 9:30 am on Saturday.

***Any parents desiring to spend a single night in camp on Friday night with their Troop/Crew may do so by reserving a site at our Family Camp Facility or Cabins at Camp Chawanakee. You can register a online at www.seqbsa.org/familycamp/ and www.seqbsa.org/cabins/**

Transportation:

Each Troop/Crew is responsible for arranging transportation for their Scouts/Venturers to and from Chawanakee. **Cars must be parked in the Camp parking lot, PLEASE BACK THEM IN.** Due to limited parking space, *car-pooling is highly recommended.* Those **arriving by bus** should advise their driver **to turn right at the top of the parking lot and proceed to the front of the warehouse.** There is more than ample space for several busses to turn around and unload in that location without blocking the main road or parking area. Arrival at camp is advised to be between 12:00 and 1:00 pm on Sunday. Camp closes at 9:30 am on Saturday. Troops/Crews may arrive on Saturday, **after 3:00 pm**, by indicating their intentions on their Troop/Crew fee settlement form. There is a nominal fee for this privilege. Dining hall services are **NOT** available for early arriving troops/crews. B.S.A. policy and California State Law requires that no passengers be transported in truck beds or trailers. **Motorcycles, ATV's, Jet skis are not permitted at camp. Personal boats may not be docked at campsites. If you have a watercraft and would like to dock it at the Camp waterfront, please contact the Camp Director (campdirector@chawanakee.com) prior to arrival at Camp for discussion. Please note that except for check-in and checkout, only camp approved medical and maintenance vehicles are allowed in patrol site areas.**

Merit Badge Sign Ups:

Signups for merit badges online at the www.chawanakee.com. All information is emailed to your contact leader including login usernames and passwords. Before arriving at camp don't forget to print a final list of your scouts'/ventures' merit badge class schedule and unit rosters (four copies).

Dining Services:

Camp will serve meals "cafeteria style" for breakfast and dinner in one or two shifts each. You will be assigned to a shift and table(s) when you go through dining hall orientation during your camp tour. The Troop/Crew will need to clean up the tables and take the dishes to the cleaning window. The dining hall staff will give directions for each step. Scouts/Venturers will be required to listen for and follow all instructions. See Page * 43 for more details.

Lunch Meals:

Lunch is eaten in your campsite. Each Troop/Crew should send at least 2 stewards per patrol to the **back loading dock** of the dining hall to pick up lunch at 12:30 pm. Please check to make sure you have enough food and condiments before you leave the dining hall. **If you would like more or less of something all you need to do is ask.** If there is an item not in your bin you would like to request please let us know and we will do our best to provide. Tuesday, Wednesday and Thursday lunches will need to be **cooked** in the campsite. **Lunches on Monday and Friday will be no-cook lunches. If you would like lettuce, tomato and cheese for your lunch meat sandwich, please ask for these items. We do not automatically issue these items so as to not waste food.** Charcoal will be provided for the cooked meals, but charcoal lighter fluid is not permitted (as per the guide to safe

scouting), please plan on lighting your charcoal with a “stack” or other method. Remember it can take some time to start charcoal so you might want to have your adults start the coals early to make sure they are ready when scouts get out of classes. **Make sure to bring your Patrol Cooking Gear.** Each patrol site has their own barbecue stand. If you wish to cook on any other devices you will need to bring them yourself. To clean up, simply put any trash and excess non-storable food in the provided trashcans and wash out the bus tub and pitcher. You can use any of the centrally located hand wash stations to clean up your cookware. Please be courteous to your fellow campers and clean out any food clogs. The bus tub must be returned to the dining hall loading dock immediately after lunch. Pitchers should be returned after lunch on Friday. **Scouts/Venturers need to bring their own eating equipment for lunches and the Friday Barbeque.** Any storable food (PB&J, bread, condiments, cookies, etc.) may be kept in your campsite for later use. FYI wildlife will enjoy your snacks if not properly stored. If you lose/destroy/damage any of the camp kitchen hardware we provide you will be charged a fee to replace them.

Friday Barbecue:

Camp Chawanakee ends each session with a Barbecue on Friday night. For this meal only, there will be one shift of eating (right after flags.) Families and other guest are invited. Guests may pay at the Trading Post or Camp Office. Everyone **MUST** bring their own eating utensils, including cup, plate, fork, spoon, and, knife. Guests will get a meal packet, **which includes eating utensils and plate and cup.** Dinner for \$9.00 adults, \$6.00 kids 5-17, under 5 eat free.

Special meals:

Campers requiring special dietary meals need to bring those already prepared (heat and serve) meals to the dining hall at check-in. These meals must be labeled with the camper’s name, Troop/Crew number, shift number, and the meal it is replacing. Please indicate whether microwave or oven warming is required. Have your scout show up at the dining hall 15 minutes before the meal. Limited refrigerator and freezer space is available. **Vegetarian, Kosher and Gluten Free meals are not always available at camp. We will try our best to meet the needs of those with special diets. We pattern Camp Chawanakee special meals in the same manner as the National Scout Jamboree and Philmont Scout Ranch.** Please indicate any special dietary needs prior to arrival as well as filling out the special needs on the www.chawanakee.com website. If Camp Chawanakee must purchase special food for a camper, we will deduct the normal cost of feeding a camper for a week (about \$40.00 per camper) and the balance of what Camp Chawanakee spent for the special food will be paid by the Troop/Crew.

Fires:

A Scout/Venturer is careful with fire in the woods. Please follow all fire safety guidelines closely: Use only the designated campfire circle in the traditional campsites to build fires. Fire control tools may be checked out from the head commissioner. Smoking is prohibited in any area of camp with the exception of the two dumpster pads. **NO OPEN FLAMES IN ANY TENT NO EXCEPTIONS.** Both state and county agencies prohibit the use of fireworks in camp. **Fireworks are not to be brought to camp for any reason. Violators of this policy will be sent home and the appropriate law enforcement agencies will be contacted.**

New fire pits may not be constructed in the patrol sites. U.S. Forest Service and Southern California Edison guidelines will be followed for any fire built in camp. Campsite fires must be kept small. Flames should be no higher than **two** feet.

Your Patrol Site:

Patrol site equipment consists of on average four two man tents, eight cots, eight mattresses, one stand-alone BBQ and one picnic table. It is recommended that troops/crews bring their own dining canopies. Garbage cans will be strategically placed for easy access by patrol sites. Full garbage cans should be placed next to the road by 5:00 pm each evening for pick up. Do not put charcoal or campfire ashes in the trashcans. If you wish to set up a recycling bin for your site you can tie that up and keep it separate bag from your trash. **Individuals who wantonly damage Camp property will be charged an amount to repair and/or replace that property.** The cost of a new camp tent is \$400 and the frame that supports it is another \$600.

Commissioner Service:

Commissioners are one of the key ingredients for the Troop/Crew to have an outstanding week. Any needs, concerns and /or suggestions should be directed to your commissioner. Campsites will be inspected by your commissioner daily. Campsite inspection scores are a key component to determining who wins the coveted “thumb-stick” award. The Council has a limited number of Paid Commissioner spots for each week. If you want to volunteer to help out you need to contact the Fresno Scout Office and talk to our camping department. Each troop can have one discounted adult volunteer commissioner.

Participants:

Scouts/Venturers, all adults and staff must be registered members of the BSA. Acceptance in this program is the same for everyone without regard for race, color, national origin, sex, sexual orientation, age, citizenship status or handicap.

Senior Patrol Leaders / Venture Presidents:

The SPL and President are the leaders of the Troop and Crew. It is essential for each Troop/Crew to have one elected. The SPL/President will attend meetings with the Camp Commissioner. Meetings are held daily at the water front pavilion at 1:45 pm. These meetings are designed to be an opportunity for the troops/crews to receive updates on events or to the schedule. It is also the time sign up for activities such as the canoe outpost, flag ceremonies and such. During these meetings you can bring up questions or concerns your Troop/Crew may have.

Scoutmaster/Crew Advisor Meetings:

A joint Leader and SPL meeting is scheduled for Sunday afternoon at 5:00 pm, at the Chapel. A Scoutmaster/Advisor social is scheduled for 12:30 pm on Tuesday at the Dining Hall, where we will provide you with lunch and an opportunity to talk with the Council Executive Staff. An optional leader meeting is held each morning at 10 AM at the camp dining hall porch. On Friday, the Scoutmaster/Crew Advisor meeting will take place at 10:00 am at the Trading Post.

Adult Leadership:

Clarification on Adult Registration Requirement Beginning with 2018 Boy Scout Camp Season

The BSA's new adult registration requirements — which mandate that all adults accompanying a Boy Scout troop to a residence camp or other Scouting activity lasting 72 hours or more **must** be registered as a leader, including completion of a criminal background check and Youth Protection Training — will go into effect June 1, 2018, at the start of the BSA's summer camp season. Two registered adult leaders are required at all times. Troops/Crews who rotate adult leadership must make sure that this requirement is met the entire time they are at camp. All visitors must check in at the camp office upon arrival at camp and get a visitor pass. All adults must have current youth protection training within the last two years.

Medical Support:

A first aid person is present at camp at all times to treat medical emergencies and handle minor problems. Arrangements have been made with a local doctor and hospital for treatment of emergency cases. In accordance with BSA National Policy medication must be kept in a locked container. You must bring your own locking container. Adult leaders are responsible for making sure Scouts/Venturers receive the proper medication at the proper times. Administration times must be documented on the form provided at camp.



Adult Features:

We do have limited internet wifi available and printers for adults at the camp office from 9:00 am to noon each day. Designated shower and rest room facilities on the point are reserved for [adult leaders only](#). However Adults may use any lockable toilet/showers that are all over camp. A fully refundable \$20.00 deposit cash **must be made** to obtain a key to these restrooms. Adults will stay in strategically placed tenting near their patrols, which will house two adults. At camp we offer a variety of activities and training for your adult leaders such as:

Youth Protection
Safe Swim Defense
Safety Afloat
Climb on Safely
Leave No Trace 101
Trek Safely
Mountain Boarding

Golf tournament
Intramural sports
Introduction to Outdoor Leader Skills
Mountain Biking
Stand Up Paddle Boards
Tomahawk & Knife Throwing
Black Powder
CPR & AED

Trading Post:

The Trading Post carries camping supplies, camp souvenirs, snacks and drinks, for the needs of Scouts/Venturers during their week at camp. Remember that certain merit badges do require the purchase of supplies (See merit badge listings). Merit badge advancement items are available including pamphlets, handbooks, kits, and shooting tickets. It is suggested that \$50.00 to \$60.00 should meet the needs of most Scouts/Venturers, but be prepared to bring more for a thrilling horse ride at the Shaver Lake Stables, a camp T-shirt, hat and more. Special Chawanakee merchandise will be available for sale at the Trading Post as well as snacks.



Telephones:

Adult leaders may make outgoing calls from the Camp Office.

CAMP PHONE NUMBERS-FOR BUISNESS USE ONLY

SUMMER CAMP RESERVATIONS..... (559) 320-2100 X 107 Off Season (559) 841-2117 Summer Time
JOHN RICHERS, CEO/Scout Executive (559) 709-7929 Cell (559) 434-5791 Home john.richers@scouting.org
CAMP OFFICE..... (559) 841-2117
FRESNO OFFICE..... (559) 320-2100

Messages and emails may be left for individual Troop/Crew leaders and Scouts/Venturers, but **must include** the **person's name, campsite, and Troop/Crew number**. Messages are placed in the Troop's/Crew's box, unless described as an emergency, in which case every effort will be made to contact the Troop/Crew leader or Scout/Venturer as soon as possible. Mobile phones may be used from camp, but leaders must provide their own mobile phones and phone service agreements. Camp provides limited Wi-Fi for adult leaders located at the camp office for business purposes. If you have ATT or Verizon Wireless you will find have coverage up at Shaver Lake and Camp Chawanakee. If you have other providers you may find you have little or no reception up at camp.

Mail:

Mail is delivered to camp once a day. Letters or postcards can take anywhere from two to five **extra days to** get to camp. Address your mail in the following manner (be sure to include Troop/Crew number, session, and campsite also be sure parents are aware of this information so they can write their Scouts/Venturers at camp. **(It is suggested that you print a copy of this page and distribute it to all parents prior to leaving for camp.)**

If you are sending through the US post office
please address mail like this:

Your Name Your Address Your City, State, Zip	Place Stamp Here
Scout's Name, Unit Number, Session, and Campsite C/O Camp Chawanakee Shaver Lake, CA 93664	

If you are sending a package through UPS or Fed
Ex please include the camp's physical like this:

Your Name Your Address Your City, State, Zip	Place Stamp Here
Scout's Name, Unit Number, Session, and Campsite 43485 Dinkey Creek Road Shaver Lake, CA 93664	

Uniforms:

We encourage your Scouts/Venturers to wear full uniform for evening flag ceremonies each day, as well as the closing campfire. Through the day, encourage them to wear Scout/Venturer shorts and either a Troop/Crew T-Shirt, camp T-shirt, or other Scout/Venturer related shirt. The Boy Scout/Venturer Crew uniform is an important part of the BSA. A Scout/Venturer should wear it proudly and properly. Scouts/Venturers should arrive and leave camp in full Scout/Venturer uniform. We cannot mandate a Troop/Crew wear the official scout/venture uniform as it is the unit's decision to make when the uniform will be worn.

What to Bring to Camp

Each Troop/Crew, patrol, and Scout/Venturer should "Be Prepared" to bring certain items to camp in order to have a successful camping experience. The following is a suggested list of what to bring.

Troop/Crew Gear to Bring to Camp:

Troop/Crew flag, US flag, Patrol flag, Patrol cook kit (pot or kettle, spatula, tongs, frying pan, ice chest, charcoal chimney) and a small shovel. If you need, the camp can provide an American flag upon request from the camp office. You can also request an American Flag for your Troop/Crew to perform your own flag retirement ceremony. We suggest you bring a water cooler for your troop site for easy access to more drinking water. **A pop up for shade would be a good item to bring for your tables during the day.**

Personal Gear to Bring to Camp:

The weather at Camp Chawanakee for most of the summer is sunny and warm. It can be cooler in the early morning and evenings so **Be Prepared** for all kinds of weather including cold and rain. Pack appropriate clothing for the season, outdoor essentials, extra shoes/boots (closed toed recommended), a pack (a frame pack is suggested, you do have to hike to your campsite), sleeping bag, pillow, foam pad or air mattress (we do provide a bunk and mattress), ground cloth, eating kit (spoon, fork, knife, plate, bowl, and a cup) must haves for lunches and the Friday night BBQ, toiletries (soap, toothbrush, toothpaste, dental floss, comb/brush, wash cloth, towel), full Scout/Venturer uniform (Field and Activity).

Personal Extras:

Watch, camera with film and or memory cards, insect repellent, sunglasses, binoculars, OA sash, fishing pole and tackle, swim suit, water shoes and of course extra money for souvenirs and other extras at the Trading Post.

What Not To Bring:

These are items that are prohibited at Camp Chawanakee. **NO EXCEPTIONS.**

Personal firearms (any caliber, BB guns, pellet guns, paint ball guns), ammunition, personal archery equipment (bows, arrows, crossbows), liquid fuel, slingshots, wrist-rockets, sheath knives/fixed blade knives, fireworks, alcohol, illegal drugs, ATVs, motorized dirt bikes, personal watercraft that has not been cleared with the camp director ahead of time and pets except service animals.

Other Items that may be of interest

Over the past few years the use of UAV or Unmanned Aerial Vehicles otherwise known as Quad Copters or Drones has become a very popular hobby. There are many reasons for this ranging from it teaches many different skills (computing, programming, machine assembly, soldering), can be used in getting unique vantages for photos and videos and above all else are really fun to fly. However this is still a newer hobby and can pose problems. There have been many stories of drones interfering with flight paths for planes and firefighters just as there are stories of using drones to help find people lost in wilderness areas. Currently FCC and FAA are working on developing rules for when you can and should not fly. We are not saying you cannot bring UAVs to camp but we do ask that if you have them please be considerate of your fellow scouts who might not want to have things flying past them possibly recording them. Also please do not fly in unsafe manners or areas. If you want to bring them up to camp and use them for something specifically, please talk with our camp management beforehand so we can assist to make it a safe and fun event.



2018 Schedules

Sunday

1:00 pm-	4:00 pm	Check In
5:00 pm-	5:30 pm	S.M./S.P.L. Meeting @ Chapel
6:00 pm-	6:45 pm	Dinner Shift 1
6:45 pm-	7:00 pm	Evening Flags
7:00 pm-	7:45 pm	Dinner Shift 2
8:45 pm-	9:45pm	Opening Campfire
10:00 pm-	6:00 am	Quiet Time

Monday-Friday

6:45 am-	7:30 am	Breakfast Shift 1
7:30 am-	7:45 am	Flag Raising
7:45 am-	8:30 am	Breakfast Shift 2
8:45 am-	9:25 am	Merit Badge Period 1
9:30 am-	10:20 am	Merit Badge Period 2
10:30 am-	11:20 am	Merit Badge Period 3
11:30 am-	12:20 pm	Merit Badge Period 4
12:30 pm-	2:00 pm	Lunch and Patrol Time
1:45 pm-	2:15 pm	SPL Meeting at the Waterfront Pavilion
2:15 pm-	4:30 pm	Open Time
5:00 pm-	5:45 pm	Dinner Shift 1
5:45 pm-	6:00 pm	Evening Flags
6:00 pm-	6:45 pm	Dinner Shift 2
7:00 pm-	8:00 pm	Open Time
8:45 pm-	9:45 pm	Evening Activities
10:00 pm-	6:00 am	Quiet Time

Friday Schedule

10:00 am-	10:30 am	Scoutmaster/Crew Advisor Meeting @ Trading Post
2:30 pm-	4:15 pm	Blue Card Pick up @ Camp Office
5:00 pm-	5:15 pm	Evening Flags
5:15 pm		Dinner - Camp wide BBQ
7:00 pm-	8:00 pm	Blue Card Q&A @ Dining Hall
8:45 pm-	9:45pm	Closing Campfire

Saturday

6:00 am-	8:00 am	Open Breakfast
7:30 am-	7:45 am	Flag Raising
6:00 am-	9:00 am	Check Out

Schedules are subject to change upon arrival in camp and will be submitted in writing as you check in.

Open Time

Afternoon (2:15pm- 4:45pm) and Evening Open Time (7:00pm- 8:00pm) are times in which campers can experience the program areas in an open format. During these times, every program area (except for COPE) will be open for all campers. Scouts/Venturers can work on merit badge requirements or just have fun. *During afternoon open time your scouts may engage in the merit badges in Handicraft, Scoutcraft, Eagle Point, Nature and Horse Corral. Open areas subject to change.*

Camp Programs

Camp Chawanakee is proud of its diversified and exciting programs. The following pages will walk you through our many different programs. Take some time to review it in detail so you can be informed as to what is going on and of new activities.

Merit Badge Program:

The Council uses www.chawanakee.com website to help troops/crews get ready to come to camp. There are many things you can do on the camp website including download common forms, check out the latest news, make your payments for camp and more. The most important part though is signing your Scouts/Venturers and adults up for classes at camp. Each Troop/Crew that comes to Camp Chawanakee will have a user name and password emailed to them. For troops/crews that return multiple years you will get a new log on for each summer. After you log in you will be able to enter the Scouts/Venturers and adults that are coming to camp. Please note that you must have the person's actual birthdates when you enter them in. The site uses their birthdates to verify if they can take certain classes.

Your Troop/Crew will be able to log in when you receive your password but you will not be able to sign up Scouts/Venturers for classes until Late March. In order for your troop to start signing up scouts and adults for classes at Camp Chawanakee you will have to have your March Payment receipted into the Fresno Office. Certain classes have size restrictions due to National Standards and/or safety requirements. Classes are filled on a first come first serve basis.

If you want to work on a merit badge that camp does not offer please contact our camp director via email at CampDirector@chawanakee.com well in advance of your troops arrival and let them know you're interested in working on a certain Merit Badge. We will do our best to have a counselor ready to work with you on this.

Blue Cards

Camp Chawanakee uses blue cards to keep track of a scout's progress in a merit badge. Each scout/venturer who are working on merit badges should have a fully filled out blue card to give to their merit badge counselor the first day of camp. If you do not have a filled out blue card your first day you will not be turned away from the class, just be sure to bring it in before the end of the week. Camp will have some blue cards on hand if a troop needs them for any last minute changes but we recommend you have them signed and ready before you come up to camp. At the end of the week we will return the all the blue cards to the adult leaders at the camp office on Friday afternoon at 2PM. You will have the rest of the afternoon to go over the blue cards and make sure you have them all and that none were missed. If there are any questions either about lost cards or why a card may not be completed your adults can come to the Camp Dining Hall Deck at 7PM on Friday to talk with the area directors and get any questions answered. Each program area has posted rosters for each merit badge for all scouts so check up on your scouts to make sure they are completing requirements during the week.

If you get home from camp and find that there was a problem you always contact the Camp Director at campdirector@chawanakee.com and request a replacement blue card be mailed to you. If camp is no longer running the records are moved to the Fresno Scout Office which can help reissue any lost records. This goes for any past summers as well. Camp Chawanakee keeps blue card records for 8 years so if you need a replacement card you can request one by letting us know the scouts name, troop, council, what week they attended, what class you need and your address that we can mail the card to.

If your scouts attended the Trail Classes (including Trail to Tenderfoot, Trail to Second Class and Trail to First Class) then there is no blue card needed. Instead we will give you a print out that shows what your scout(s) / venture(s) worked on and you can sign them off in their book once you are satisfied they have the requisite knowledge.

Registration Cut Off and changing classes at camp

Each week of camp will be closed off on the Thursday before you come to camp so that we can get the rosters in order for the next week. Once this happens you won't be able to change any more classes online. If a Scout/Venturer decides they want to change a class they can simply not show up to the class they are signed up for and can go to the class they want to add. When adding a new class on site your youth is required to talk to the counselor and let them know they want to add the class.

Difficulty Rating:

This is a Ten Point scale that is used to reference which merit badges are appropriate for younger Scouts/Venturers. It is our recommendation that younger Scouts/Venturers take merit badges whose difficulty ratings do not exceed 5 nor take more than 3 merit badges. Younger Scouts/Venturers are encouraged to participate in the Trail to First Class Program.

Class Pre-Requisites:

The prerequisite list will be published in spring via www.chawanakee.com.

Cost:

Certain merit badges have costs that are over and above those covered by the basic camp fee. Make sure Scouts/Venturers are prepared to cover any costs of their desired merit badges.

Period Taught:

This refers to the period during the day that a merit badge is taught. The [Camp Chawanakee Website](#) will not allow you to sign up for a period in which the merit badge is not taught. (Note, some merit badges require more than one period to complete.)

Location:

This is the area in camp where the merit badge is taught. Some classes may move locations during the week due to activities. Make sure your Scouts/Venturers pay attention to all announcements concerning their classes.

Note about Nature Merit Badge Structure

Nature Merit Badges are taught not as a scheduled class but as an independent study format. The exception to this is Environment Science which is offered periods 1 or 2 or 3 or 4.

What does that mean?

If a youth wants to work on a merit badge during the week of his stay at Camp Chawanakee all he needs to do is approach the Nature area during a merit badge session he has left open, or during the designated open times on the weekly schedule, and let a counselor know he wishes to begin. The Nature Counselor will give him necessary reading materials and send the youth on the path to completion. The counselors will not do specific merit badge classes or sessions, but instead will be there to help guide and counsel any youth who has issues or questions with the badge he is working on. When a youth feels like he is ready to pass off a requirement, he lets the counselor know and the counselor will review it with him. In short, the Nature Merit Badges will now operate the way a merit badge counselor does in the year round scouting environment.

What about overnights?

We have scheduled overnights for Astronomy and Wilderness Survival. The youth should check in with his counselor to find out when these are scheduled.

Questions or Comments?

We welcome all feedback so please contact us at campdirector@chawanakee.com or at our Spring Pre-Camp Leaders meeting. The Leaders Meeting is scheduled for Wednesday, April 4th 2018 at 6:30 pm. That meeting will be simulcast online and we can take questions from our online forum during that meeting.



Merit Badge Class Listings*

Name	Area	Difficulty	Age	Cost	Periods Taught
Adult CPR	Adult Trainings	10	18 and up	\$25.00	**
Archery	Shooting Sports	10	All Ages	None	1, 2, 3, 4
Art	Handicrafts	4	All Ages	\$5-15	2, 3, 4
Astronomy	Nature	6	All Ages	None	***
B.S.A. Lifeguard	Waterfront	10	15 and up	None	2 3 4
Basketry	Handicrafts	7	All Ages	\$5-15	1, 2, 3, 4
C.O.P.E.	High Adventure	10	13 and up	None	1 2, 3 4
C.O.P.E. Adult	High Adventure	10	18 and up	None	**
Camping	Scout Craft	5	All Ages	None	1 2, 3 4
Canoeing	Waterfront	7	All Ages	None	1 2, 3 4
Chess	Eagle Point	5	All Ages	None	
Citizenship in the World	Eagle Point	8	All Ages	None	2, 3
Climb On Safely	Adult Trainings	5	All Ages	None	**
Climbing	High Adventure	10	All Ages	None	1 2, 3 4
Communications	Eagle Point	8	All Ages	None	1, 2, 3, 4
Cooking	Scout Craft	8	All Ages	None	1, 3
Emergency Preparedness	Eagle Point	10	All Ages	None	1, 2, 3, 4
Environmental Science	Nature	7	All Ages	None	1, 2, 3, 4
Fire Safety	Scout Craft	5	All Ages	None	1, 2
First Aid	Eagle Point	10	All Ages	None	1 2, 3 4
Fish and Wildlife	Nature	6	All Ages	None	***
Fishing	Scout Craft	3	All Ages	None	1 2, 3 4
Fly Fishing	Scout Craft	4	All Ages	None	1, 2
Forestry	Nature	6	All Ages	None	***
Game Design	Eagle Point	10	All Ages	None	
Geology	Nature	7	All Ages	None	***
Horsemanship	Horse Corral	10	All Ages	\$32.00	1, 2, 3, 4
Indian Lore	Handicrafts	7	All Ages	\$5-15	4
Kayaking	Waterfront	5	All Ages	None	2, 3, 4
Leatherwork	Handicrafts	2	All Ages	\$5-15	1, 2, 3, 4
Leave No Trace 101	Adult Trainings	5	All Ages	None	**
Lifesaving	Waterfront	10	All Ages	None	1 2, 3 4
Mammal Study	Nature	5	All Ages	None	***
Mining in Society	Nature	5	All Ages	None	***
Nature	Nature	5	All Ages	None	***
Orienteering	Scout Craft	6	All Ages	None	3, 4
Outdoor Leader Skills	Adult Trainings	5	All Ages	None	**
Photography	Handicrafts	7	All Ages	None	1, 2, 4
Pioneering	Scout Craft	6	All Ages	None	1, 3, 4
Pottery	Handicrafts	3	All Ages	\$5-15	1, 2, 3, 4
Public Speaking	Eagle Point	5	All Ages	None	1, 4
Radio	Eagle Point	5	All Ages	None	2
Reptile & Amphibian Study	Nature	5	All Ages	None	***

Name	Area	Difficulty	Age	Cost	Periods Taught
Rifle Shooting	Shooting Sports	10	All Ages	\$10.00	1, 2, 3, 4
Robotics (Monday)	Eagle Point	6	All Ages	None	Monday Afternoon
Robotics (Thursday)	Eagle Point	6	All Ages	None	Thursday Afternoon
Robotics (Tuesday)	Eagle Point	6	All Ages	None	Tuesday Afternoon
Robotics (Wednesday)	Eagle Point	6	All Ages	None	Wednesday Afternoon
Rowing	Waterfront	6	All Ages	None	2, 3, 4
Safe Swim Defense	Adult Trainings	5	All Ages	None	**
Safety Afloat	Adult Trainings	5	All Ages	None	**
Search and Rescue	Scout Craft	5	All Ages	None	1, 2, 3, 4
Shotgun Shooting	Shooting Sports	10	All Ages	\$38.00	2, 3, 4
Small Boat Sailing	Waterfront	10	All Ages	None	1 2, 3 4
Soil and Water Conservation	Nature	7	All Ages	None	***
Space Exploration	Nature	8	All Ages	None	***
Swimming	Waterfront	5	All Ages	None	1, 2, 3, 4
First Year Camper Program	Eagle Point	4	All Ages	None	1-4
Trek Safely	Adult Trainings	5	All Ages	None	**
Weather	Nature	6	All Ages	None	***
Welding	High Adventure	10	All Ages	\$20.00	1, 2, 3, 4
Wilderness Survival	Scout Craft	6	All Ages	None	2, 3, 4
Wood Carving	Handicrafts	5	All Ages	\$5-15	1, 2, 3
Youth Protection	Adult Trainings	5	18 and up	None	**

*We are trying an experiment this summer where we do not have caps on merit badge classes.

** Adult Trainings schedule will be given to you in your check-in packet.

*** Nature Badges are independent study. For more about this please see page 27.



Campfires and Special Programs

Troop Crew campfires:

Your Troop/Crew can have a campfire in your campsite during the week. You are able to use any downed wood that you find at camp but troops/crews arriving at the end of camp may want to bring their own supply.

Opening Campfire:

Start your week off right on Sunday night when our staff puts on the opening campfire for your entertainment and enjoyment. Please line up by the point campfire bowl.

Commissioner Inter-unit Campfire:

On Wednesday night, Commissioners will host an inter-unit campfire at the point campfire bowl. Each Troop/Crew should have a skit, song, or cheer to perform at the campfire. The best songs and skits will be chosen to perform for Friday night's campfire. Sign-ups will be taken at the SPL meeting on Wednesday. **All skits, songs, or cheers must be Scout/Venture appropriate!** Skits, songs, and cheers must be approved by your campsite commissioner.

Tribe of Chawanakee Campfire:

On Thursday night the spirit of the Native Americans who inhabited this land when Camp Chawanakee was just a dream will come out to induct new members into the tribe and to advance in rank those who have returned. The highlight of this campfire is the reading of the legend followed by an induction ceremony for the Tribe Honor you are advancing to. The evening ends with all of the Tribe members listening to the sage advice of the mighty Sachem. Scouts/Venturers must either have completed their service hours prior to this campfire, or promise on their honor as a Scout/Venturer that they will have them done before they leave camp. Adults are encouraged to participate too!

Closing Campfire:

Friday evening at the Point Campfire Bowl there will be a variety show to remember and you provide the songs and skits. That's right, the troops/crews are the main attraction here so plan to participate. The highlight of the campfire is a Flag Retirement Ceremony so wear your cleanest Scout/Venturer uniform.

Adult Programs

If you think camp is only for scouts than you will be pleasantly surprised. We offer many programs for adults ranging from essential BSA trainings (See Page 21) to competitive games to help you have fun and show off your skills.

Chawanakee Open:

If you think all of the activities at camp are for the Scouts/Venturers then you haven't played in the Chawanakee Open. Tee off with the rest of the adult leaders on Thursday with your own hand made club(s), we provide the ball (tennis ball.) Proclaimed by many leaders as the most fun they've had at camp we hope you join us for the Annual Chawanakee Open.

Bocce Ball:

Test your lawn bowling skills Wednesday afternoon at 3:00 pm at the volleyball courts. You can also check out the set from the office and play when you want to as well.

Volleyball:

The volley ball court is available for troops to use. Feel free to schedule a match against another troop or if you feel daring enough against the camp staff.

Horseshoes:

Come on out on Tuesday afternoon at 3:00 pm for a good time and some great laughs. Adult leaders can just show up, horseshoes are provided free of kicks. You can also check out the set from the office and play when you want to as well.

Introduction to Outdoor Leadership Skills:

This training involves weeklong participation from registered adults. Please check in with the instructors at the Sunday Leaders Meeting. Monday Arrivals should check in with camp management upon arrival.

Special Events and Activities

Aloha Friday:

Wrap up the week Hawaiian style with Aloha Friday. Make sure to bring plenty of items to decorate yourself and your campsite in the true Aloha spirit! The afternoon wraps up with our famous luau style Barbecue.

Chawanadayze:

Chawanadayze is our exciting fast paced camp wide games! After our opening ceremonies at the waterfront, the troops/crews will break up into their patrols and compete in competitions that will test the leadership of your patrol leaders and the skills of your Scouts/Venturers. Awards will be presented, on a Patrol basis, for 1st, 2nd, and 3rd in individual events. Leaders are invited to the rifle range to try their hand at Black Powder Shooting, shotgun range or you may want to find your way to the climbing wall to test your intestinal fortitude against 52 feet of vertical fun.

C.O.P.E.:

Difficulty Level: 10
Cost: None
Merit Badge Period Held: 1&2, 3&4
Adult C.O.P.E. held Free Time
Location: Fire Bell Rock

C.O.P.E. (Challenging Outdoor Personal Experience) is a course for older Scouts/Venturers who want to learn about themselves and teamwork. Through games and physical challenges the Scouts/Venturers learn the importance of working together while at the same time learning of their potential. Many Scouts/Venturers don't know how much they can do until they face a 40-foot drop and slide down our zip-line, one of the longest and fastest in the Western Region.

Climbing Wall:

Difficulty Level: 10
Cost: None
Merit Badge Period Held: 1&2, 3&4
Location: Climbing Wall

Our 52-foot climbing tower is for Scouts/Venturers who want to learn about themselves and teamwork. The Scouts/Venturers learn the importance of working together while at the same time learning how well they can climb. Our climbing tower has two "faces" to choose from, each with its own unique challenges.

First Year Camper Program:

Difficulty Level: 4
Pre-requisite: None
Cost: None
Merit Badge Period Held:
Periods 1 through 4
Location: Eagle Lodge

Adults are strongly encouraged to accompany their Scouts/Venturers to this program area. New or younger Scouts/Venturers along with their adult leaders will receive an opportunity to learn the skills needed to achieve the rank of First Class. They will work together on a variety of activities and skills including: nature, hiking, orienteering, pioneering, first aid, and more. A final progress report will be given back to you on Friday with the rest of your Blue Cards. You do not get a blue card for Trail to First Class Programs. Scouts can also complete Trail to First Class requirements during free time and open time at various program areas.

Kayaking:

Difficulty Level: 2

Pre-requisite: Pass Swimmer Test
Cost: None
Held: Free Time & Open Time
Location: Waterfront

One of the most popular waterfront activities at Camp Chawanakee is kayaking. With our numerous kayaks, Scouts/Venturers and Adults alike will have the opportunity to enjoy beautiful Shaver Lake.

Mile Swim:

Difficulty Level: 8

Pre-requisite: Pass Swimmer Test, Endurance
Optional Cost: \$3.00 (Purchase patch at the Camp Trading Post)
Time Held: Afternoon Free Time Daily and Early Morning Friday
Afternoon Open Time. You must participate every day.
Location: Waterfront

This test of strength and endurance is a five-day event. To adjust to the altitude of Chawanakee Scouts/Venturers will be required to swim increments building up to the full mile. Scouts/Venturers must be successful on each preceding leg to advance to the next. Each leg **MUST** be accomplished on different days. Each swimmer will be required to provide a skilled rower and spotter to ensure their safety and success. Only one swimmer per boat is allowed.

B.S.A. Lifeguard:

Difficulty Level: 10

Pre-requisite: Pass Swimmer Test, Swimming Merit Badge, First Aid Merit Badge, Proof of C.P.R. Certification for professional rescuer, advanced first aid and 15 years old or older
Adults must have equivalent skills to merit badges.
Optional Cost: \$3.00 (Purchase patch at the Camp Trading Post)
Merit Badge Period Held: 1 through 4 plus Free Time.
Location: Waterfront

A BSA Lifeguard can be a vital part for Troop/Crew outings. Our staff will help show your future lifeguards the proper techniques on how to keep a safe waterfront. Strong and responsible swimmers age 15 and older are required. Adults are welcome to participate. In order to complete this program, you **MUST be CPR trained** by a recognized national agency i.e. American Heart or Red Cross. The CPR Level must be for Professional Rescuer or Health Care Provider. B.S.A. Lifeguard is a two-year certification. We will hold a CPR training at the Fresno Scout Office on a Saturday in August. Check online at www.seqbsa.org for further details.

Stand Up Paddle Boarding:

Difficulty Level: 4

Pre-requisite: Pass BSA Swim Test

Cost: None

Merit Badge Period Held: Free Time

Location: Waterfront

Experience what it is like to walk on water! Enjoy Shaver Lake from a unique perspective by taking out one of our Stand-Up paddleboards. All of our boards are available to all campers who pass a swim check during afternoon free time Monday-Thursday.

Polar Bear Swim:

Difficulty Level: 3

Pre-requisite: Getting Up Early and “Cold Tolerance”!

Optional Cost: \$3.00 (Purchase patch at the Camp Trading Post)

Merit Badge Period Held: 6:00:32 seconds am

Location: Waterfront

As you and the birds awaken in the early morning you will see the steam rising off of Shaver Lake. All of the brave souls in camp will meet at the waterfront and swim in sub-arctic waters. Don't worry we won't let such bravery go un-rewarded.



Trails of Chawanakee:

Difficulty Level: 10+

Pre-requisite: None

Cost: None

Held: Anytime you can!

Location: Mile Swim- Waterfront, All other

Trails start on the Scout symbol on the Dining Hall side of the bridge.

Cat Eye Trail:

This night trail allows you to follow the path of the cat. The eyes you see guide you to the end of the trail where your super adventure ends.

Nature Trail:

This self-guided tour takes you through the beautiful meadow of Chawanakee. Along the trail you will find signs that will explain the flora and fauna that can be seen throughout camp. If you have any questions, the trail goes through the nature area.

Warrior Trail:

This trail calls for your knowledge of orienteering. Pick up the bearings at the Scoutcraft Area and set out with your buddy to find out where the warriors went.

Chieftain Run:

Scouts, Ventures and Adults will wake early to take an early morning jog 6:00 PM on Thursday to the entrance of Family Camp. Show your strength and ambition and join us for the Chieftain Run!

An award is given at the closing campfire for any Scouts, Ventures and Adults who successfully completes all four trails, the polar bear swim, and the mile swim. Leaders can turn in the names of campers who complete the Trails to the camp office by 5:00 PM on Friday evening.

Fishing:

Measure your fish either caught or catch and release. The longest fish (or photo with ruler) each week wins a gift card and the longest fish of the season earns a free camp registration for next summer (non transferrable)!

Other Activities

Iron Bear:

The Iron Bear takes the Chieftain Run course to the next level, Friday morning at 6:00 AM, start with the Chieftain Run then plunge into the lake for a Polar Bear Swim! This is a test for the truly strong with iron wills!

Horse Trail Rides:

Difficulty Level: 3

Pre-requisite: Car to drive to Shaver.

Cost: TBD

Held: 1:30 pm, 3:00 pm

Mon-Thurs.

Location: Shaver Stables (10 Min. drive)

[Click here for a map to Shaver Lake Stables](#)

PARTICIPANTS ARE RESPONSIBLE FOR TRANSPORTATION! Take a horse ride through the forests of Shaver Lake and observe the flora and fauna. On your 90-minute ride perhaps you will see a coyote or a herd of deer. The number of riders is limited to 20 per trail ride. Shaver Stables is a short 10-minute drive from Camp Chawanakee.

Canoe Outpost:

Difficulty Level: 3

Sign up with Commissioner at SPL meeting

Pre-requisite: For Canoe- Pass Swimmer Test

For Rowboat- Arrange with Commissioner

Optional Cost: \$3.00 (Purchase patch at the Camp Trading Post)

Launch Times: Meet at waterfront 7:00PM

Deadline for all Canoe outpost launches is 7:30pm – no one will be allowed out past this time

Location: Waterfront

The Canoe Outpost is a chance to get out of camp and see what is on the other side of beautiful Shaver Lake. Troops/crews have the opportunity to paddle or row across the lake and camp under the stars. A cracker barrel will be provided for your troop's / crew's enjoyment. While on the other side, troops/crews can spend their evening enjoying leisure activities such as fishing, exploring, practicing your Scout/Venturer skills or just have a good ol' campfire. Two Deep Leadership is required for the Canoe Outpost. Canoe Outpost is subject to weather conditions. Sorry, swimming is not allowed. You will need to bring your own water as there is no potable water on the other side of the lake. Please clean up your litter at Canoe Outpost.

Mountain Bikes:

We allow personal bikes in Camp, and we also have mountain bikes available. There are mountain biking trails immediately outside of Camp. Whether you use one of our bikes, see the Camp Office to check one out or bring your own from home you can fulfill your riding needs at Shaver Lake. Leaving from our parking lot, we have a self-guided trail. If you require something more substantial, our trail links to the Perimeter trail that travels around the lake (a full day's ride). -Usually 2:15 PM to 4:00 PM outside the office (except Friday's). Everyone must wear a helmet.

Mountain Boarding:

2:15 PM to 4:00 PM (except Friday's) outside of the camp office. No age requirement. All padding and safety equipment will be provided.



Special Awards and Recognition

Pioneer Hiker:

This honor is bestowed upon a Scout/Venturer in your Troop/Crew that has exemplified the Scout Oath and Law. The Pioneer hike takes place after Friday's campfire. Pioneer hikers spend the evening under the stars and will write a short essay. Each Troop/Crew is allowed to send ONLY ONE Scout/Venturer. Turn in the Scout's / Ventures' name to the Program Director at the 10:00 am Friday Leader's meeting.

Honor Troop/Crew:

An honor Troop/Crew is one that adheres to the Scout Oath and Law in all their dealings. Honor troops/crews show scout spirit, have high inspection scores, use the patrol method, and participate in programs and meetings. All honor troops/crews will be recognized at the closing campfire. Turn in Honor Troop/Crew paper work to the Head Commissioner at the Friday 1:45 PM SPL meeting. The requirements for the Honor Troop Program is at the end of this leader's guide for your reference.

Fishing:

Shaver Lake boasts one of the most robust trout fisheries in the Sierra. Scouts/Venturers are encouraged to fish as much as they desire. A limited supply of fishing equipment is available to loan out, but campers are encouraged to bring their own. Please note that in order to fish everyone 16 years old and over must get a CA fishing license before coming to camp. Licenses may be purchased in Shaver Lake village.

Spirited Arrow Award:

The purpose of the Spirited Arrow award is to encourage Scout Spirit. The Troop/Crew with the most enthusiasm and always doing their best will be given this award. Judgment will be based on Patrols having flags, patrol yells, doing good turns and Scouts/Venturers simply doing their best to take pride in Scouting, but most of all, HAVING FUN!

Thumbsticks:

Each evening, the commissioner will each give out a special award known as a thumbstick. Thumbstick winners will keep and add to the thumbstick until the next evening's flags, where it will be returned to the commissioner. At the end of the week, one Troop/Crew will take home the thumbstick. The additions to the thumbstick should not make it larger than your smallest scout can carry and be scout appropriate.

Tribe of Chawanakee

The Tribe of Chawanakee is Camp Chawanakee's honor service organization. This program is designed to recognize Scouts, Venturers and Adults who exemplify the Boy Scout and Chawanakee's ideals of Scout helpfulness. All Scouts, Venturers and Adults who attend camp are eligible for membership. On Thursday night, all of the hard work from the week will culminate in a ceremony and campfire that will strengthen the bonds of brotherhood and Scout Spirit. The circular patch for the Tribe of Chawanakee can be purchased at the Trading Post. The segments that go around the patch are given to you at checkout of camp free of charge. If you want to receive your segments you must turn in your tribe roster by Friday to allow time to sort out all the segments. The ranks and corresponding requirements are:

Hunter: 1) One summer at Camp Chawanakee
 2) One hour of work on service projects

Warrior: 1) Earned Hunter
 2) Two summers at Camp Chawanakee
 3) Two hours of work on service projects

Chief: 1) Earned Warrior
 2) Three summers at Camp Chawanakee
 3) Three hours of work on service projects

Medicine Man: 1) Earned Chief
 2) Four summers at Camp Chawanakee
 3) Four hours of work on service projects

Sachem: 1) Earned Medicine Man
 2) Five summers at Camp Chawanakee
 3) Plan, organize, and complete an approved service project or complete 5 hours of service. (Please contact the Camp commissioner for assistance by Wednesday at 12:00 PM.)

All ranks require Scouts/Venturers to show Scout/Venturer Spirit the entire time they are at camp.

Camp Chawanakee Special Events*

Sunday

5:00pm Scoutmaster/SPL meeting @ Chapel
8:45 pm Opening Campfire (Point Campfire)

Monday

10:00 am Optional Adult Leader Meeting (Dining Hall)
2:15 pm Trek Safely (Volleyball Court)
3:15 pm Leave No Trace 101 (Volleyball Court)
4:15 pm Climb on Safely (Climbing Tower)
7:00 pm Safe Swim Defense/Safety Afloat (Waterfront)

Tuesday

6:00:32 am Polar Bear Swim (Waterfront)
9:00 am CPR / AED (Dining Hall)
10:00 am Optional Adult Leader Meeting (Dining Hall)
12:30 pm Scoutmaster's Meeting (Dining Hall)
3:00 pm Horse Shoe Tournament (Volleyball Court)
7:00 pm Scout Vespers (Chapel)

Wednesday

6:00:32 am Polar Bear Swim (Waterfront)
10:00 am Optional Adult Leader Meeting (Dining Hall)
3:00 pm Bocce Ball Tournament (Volleyball Court)
8:45 pm Commissioners' Campfire (Point Campfires)

Thursday

6:00:32 am Polar Bear Swim (Waterfront)
6:00 am Chieftain Run (Meet at Trading Post)
10:00 am Optional Adult Leader Meeting (Dining Hall)
10:00 am Chawanakee Open (Trading Post)
7:00 pm OA Fellowship (Dining Hall)
8:45 pm Tribe of Chawanakee Campfire (Point Campfire)

OA Thursday

Friday

6:00 am Iron Bear (Meet at Trading Post)
6:00:32 am Polar Bear Swim (Waterfront)
10:00 am Scoutmaster's Meeting (Meet at Trading Post)
1:45 pm Chawanadayze Kick-Off (Waterfront)
2:00 pm- 4:00 pm Chawanadayze Competition
2:30 pm Merit Badge Blue Card Pick-Up (Office)
5:15 pm Camp Wide B.B.Q. Dinner (B.B.Q. Area)
7:00 pm Merit Badge Blue Card Discussion (Dining Hall)
8:45 pm Closing Campfire (Point Campfire)

Aloha Friday!

*Additional events may be offered during the week. These will be announced at camp

Dining at Camp Chawanakee

Welcome to the Camp Chawanakee Dining Hall! Breakfast and dinners are served cafeteria style in the Dining Hall each day, except Friday dinner which is a B.B.Q. Please do your best to be on-time for your shift, with clean hands. The Friday dinner is a B.B.Q. meal served outside. At the Sunday tour you will be assigned a table(s) and given details for clean-up. Each table accommodates eight people. Troops are asked to invite a staff member to join them if there is an open seat. Milk is available at breakfast and dinner. A variety of beverages, water, punch, coffee, tea, and hot chocolate, are also available. Hot chocolate is only available at breakfast time.

Tuesday, Wednesday, and Thursday lunches are cooked in the campsites. Charcoal is provided in one of five charcoal stations placed all over camp. Charcoal bins will be unlocked for you to get your charcoal at your convenience. Lunches on Monday and Friday are no-cook lunches.

Dining Stewards are able to pick-up the lunch bins each day at the back of the kitchen loading dock after the morning merit badge sessions. The lunch boxes are prepared to feed ten people. The Troop should bring tools to cook/prepare these meals. The lunch boxes are to be returned after each lunch, clean and empty. The pitchers are to be stored in your campsite and returned on Friday with your final lunch box. If you lose, destroy, damage any of the camp kitchen hardware we provide you will be charged a fee to replace them.

Non-perishable foods may be properly stored at your campsite for in-between meals or late night snacks. All trash and opened or perishable foods should be placed in the trash container.

Campers requiring special dietary meals need to bring those already prepared (heat and serve) meals to the dining hall at check-in. These meals must be labeled with the camper's name, Troop/Crew number, shift number, and the meal it is replacing. Please indicate whether microwave or oven warming is required. Have your scout show up at the dining hall 15 minutes before the meal. Limited refrigerator and freezer space is available. **Vegetarian, Kosher and Gluten Free meals are not always available at camp. We will try our best to meet the needs of those with special diets. We pattern Camp Chawanakee special meals in the same manner as the National Scout Jamboree and Philmont Scout Ranch.** Please indicate any special dietary needs prior to arrival as well as filling out the special needs on the www.chawanakee.com website. If Camp Chawanakee must purchase special food for a camper, we will deduct the normal cost of feeding a camper for a week (about \$40.00 per camper) and the balance of what Camp Chawanakee spent for the special food will be paid by the Troop/Crew.

Have a great stay at the happiest camp in the Sierra!

The Chawanakee Dining Hall Staff

MEAL TIMES

BREAKFAST

SHIFT 1	6:45-7:30 AM
MORNING FLAGS	7:30-7:45 AM
SHIFT 2	7:45-8:30 AM

LUNCH

IN YOUR CAMPSITES	12:30-2:00 PM
-------------------	---------------

DINNER

SUNDAY ONLY

SHIFT 1	6:00-6:45 PM
EVENING FLAGS	6:45-7:00 PM
SHIFT 2	7:00-7:45 PM

MONDAY – THURSDAY

SHIFT 1	5:00-5:45 PM
EVENING FLAGS	5:45-6:00 PM
SHIFT 2	6:00-6:45 PM

FRIDAY

EVENING FLAGS	5:00-5:15 PM
B.B.Q. DINNER (ALL)	5:15 PM (PICNIC AREA)

Saturday

Open Breakfast	6:00 AM – 8:00 AM
----------------	-------------------

TROOP DUTY ROSTER

Monday:

Breakfast Steward(s) _____
Lunch Steward(s) _____
Dinner Steward(s) _____
Shower / Latrines _____
Other _____

Tuesday:

Breakfast Steward(s) _____
Lunch Steward(s) _____
Dinner Steward(s) _____
Shower / Latrines _____
Other _____

Wednesday

Breakfast Steward(s) _____
Lunch Steward(s) _____
Dinner Steward(s) _____
Shower / Latrines _____
Other _____

Thursday:

Breakfast Steward(s) _____
Lunch Steward(s) _____
Dinner Steward(s) _____
Shower / Latrines _____
Other _____

Friday:

Breakfast Steward(s) _____
Lunch Steward(s) _____
Dinner Steward(s) _____
Shower / Latrines _____
Other _____

FIRE PLAN FOR SCOUTS AND LEADERS

Fire Bell:

The fire bells are located at the dining hall, at eagle point, and on the rock behind the parade area by the Trading Post.

The fire bell will be rung in the event of an emergency that may require either a full camp head count, and/or evacuation. I.E. Fire, lost swimmer, lost scout, etc.

What to do when the fire bell rings:

Immediately, quietly and quickly (without running) take the most direct and safe route to the waterfront. Once there, line up by troop with the Senior Patrol Leader at the front of the line.

The Senior Patrol Leader will quietly take a head count (scouts and leaders) and wait for a staff member to call a troop roll call. Upon being called, the Senior Patrol Leader will report whether anyone from his troop is missing or not.

Troops will remain lined up and quiet until further instructions are given to them.

What to do if you encounter an out of control fire:

Do not attempt to put out the fire yourself!

Take the most immediate and safest route to a fire bell and begin to ring it loudly. Continue to ring the bell until a staff member relieves you.

HONOR TROOP CRITERIA

Troop # _____ Council _____

Campsite _____ Week _____

An Honor Troop is one that adheres to the Scout Oath and Law in all their Dealings. Whether interacting amongst themselves or other troops at Camp Chawanakee, an Honor Troop shines as an example to all.

*An Honor Troop Must:
Leader Initials/Date*

- _____ 1. *Show Scout Spirit at all camp functions and adhere to the Scout Oath and Law.*
- _____ 2. *Participate in all camp wide events. (i.e. campfires, Chawanadayze, etc.)*
- _____ 3. *Maintain a tidy and safe campsite.*
- _____ 4. *Participate in a camp service project. (Tribe hours count)*
- _____ 5. *Organize and hold at least one Patrol Leader's Council (PLC) during the week.*
- _____ 6. *Attend all scheduled Scoutmaster and SPL meetings. (Scoutmaster/SPL meeting is 5:00 pm on Sunday, Scoutmaster Meetings are 12:30 pm Tuesday and 10:00 am Friday, SPL meetings are 1:45 pm Monday-Friday)*
- _____ 7. *Attend and be on time to all flag ceremonies.*
- _____ 8. *Do not put holes in the camp tents.*
- _____ 9. *Participate in an inter-troop campfire or activity during the week.*
- _____ 10. *Do ONE of the following:*
 - *100% of the troop advances one rank in the Tribe of Chawanakee*
 - *Troop attends Scout Vespers (7:00 pm Tuesday at the Chapel)*
 - *Troop participates in a camp Flag Raising or Lowering or Retirement ceremony (SPL can sign up at the SPL meetings)*
- _____ 11. *Invite a camp staff member to participate in a troop activity.
Name of staff member _____*

Camp Commissioner will determine completion of the requirements and will recognize the Honor Troops at the closing campfire on Friday night.

Campsite Inspection Sheet

Troop # _____ Campsite _____ Commissioner: _____

Inspections will be completed each day between 9:00 AM and 12:00PM (NOON)

ARRANGEMENT OF CAMP: (20 pts.)	M	T	W	TH	F
U.S. Flag flying at troop entry	3	3	3	3	3
Troop Flag flying at troop entry	3	3	3	3	3
Proper placement of large fire bucket nearby campfire ring w/ water	3	3	3	3	3
Small fire buckets nearby tents (one w/ water, one w/ dirt)	3	3	3	3	3
Ax yard well defined, all tools in sheaths	3	3	3	3	3
"NO FLAMES IN TENTS" posted on any <i>personal</i> tents	3	3	3	3	3
Defined entrance to troop's tents	2	2	2	2	2
<hr/>					
NEATNESS OF TENTS: (12 pts.)					
Platform tents in good repair, open and properly secured	3	3	3	3	3
Bedding and personal gear neatly stored in tents	3	3	3	3	3
Tents are swept clean and generally in neat condition	3	3	3	3	3
Tents are free of new unmarked holes	3	3	3	3	3
<hr/>					
OVERALL CLEANLINESS OF SITE(S): (27 pts.)					
Proper disposal of garbage in cans	2	2	2	2	2
Full garbage cans/bags placed near road	2	2	2	2	2
No food particles next to water spigot	3	3	3	3	3
Proper storage of equipment/food	3	3	3	3	3
Fires out or properly attended (Barbecues included)	3	3	3	3	3
Site free of litter	6	6	6	6	6
Latrines in clean condition	4	4	4	4	4
Showers in clean condition	4	4	4	4	4
<hr/>					
BULLETIN BOARD: (16 pts.)					
Troop Duty Roster	2	2	2	2	2
Unit Fireguard Plan and Camp Fire Plan	2	2	2	2	2
Campsite Inspection Form	2	2	2	2	2
Troop Merit Badge Sign-up	2	2	2	2	2
Camp Schedule	2	2	2	2	2
Camp Map	2	2	2	2	2
Camp Special Events Schedule with troop activities added	2	2	2	2	2
Camp Meal Times	2	2	2	2	2
<hr/>					
CAMP IMPROVEMENTS: (10 pts.)					
New Pioneering Project or camp gadget each day. Bring own rope 10 pts. is only recommended, the scaling could be higher	10	10	10	10	10
<hr/>					
SCOUT SPIRIT: (15 pts.)					
Cooperation, quietness after taps, example set for all, on time at flags.	15	15	15	15	15
Campsite Commissioners will judge behavior, willingness to follow SPL 15 pts. is only recommended, the scaling could be higher	_____	_____	_____	_____	_____
<hr/>					
Total:	_____	_____	_____	_____	_____

SCORING: 100+ Excellent! 90-99 Good 80-89 Fair 70-79 Needs Improvement 0-69 Unsatisfactory

TRIBE OF CHAWANAKEE ROSTER

Tribe Ranks

- 1st Year – Hunter
- 2nd Year – Warrior
- 3rd Year – Chief
- 4th Year – Medicine Man
- 5th Year - Sachem

Troop: _____

Week: _____

Campsite

	Name (Please Print)	Tribe Rank Completed					Scout Spirit	Service	Location of
		H	W	C	MM	S	Yes / No	Hours	Service
1									
2									
3									
4									
5									
6									
7									
8									
9									
10									
11									
12									
13									
14									
15									
16									
17									
18									
19									
20									
21									
22									
23									
24									
25									
Total Ranks									

Unit Swim Classification Record

This is the individual's swim classification as of this date. Any change in status after this date (i.e., nonswimmer to beginner or beginner to swimmer) would require a reclassification test performed by an approved test administrator. Changes and corrections to the following chart should be initialed and dated by the test administrator.

SPECIAL NOTE: When swim tests are conducted away from camp, the camp aquatics director retains the right to review or retest any or all participants to ensure that standards have been maintained.

Unit Number _____ Date of Swim Test _____

	Full Name (Print) (Draw lines through blank spaces.)	Medical Recheck	Swim Classification		
			No swimmer	Beginner	Swimmer
1					
2					
3					
4					
5					
6					
7					
8					
9					
10					
11					
12					
13					
14					
15					

NAME OF PERSON CONDUCTING THE TEST:

Print Name

Signature

Qualification

Council/Agency (Red Cross, YMCA, etc.)

UNIT LEADER:

Print Name

Signature

SWIM CLASSIFICATION PROCEDURES

The swim classification of individuals participating in a Boy Scouts of America activity is a key element in both Safe Swim Defense and Safety Afloat. **The swim classification tests should be renewed annually, preferably at the beginning of each outdoor season.** Traditionally, the swim classification test has only been conducted at a long-term summer camp. However, there is no restriction that this be the only place the test can be conducted. It may be more useful to conduct the swim classification prior to a unit going to summer camp.

All persons participating in BSA aquatics are classified according to swimming ability. The classification tests and test procedures have been developed and structured to demonstrate a skill level consistent with the circumstances in which the individual will be in the water (e.g., the swimmer's test demonstrates the minimum level of swimming ability for recreational and instructional activity in a confined body of water with a maximum 12-foot depth).

SEQUOIA COUNCIL ADMINISTRATION OF SWIM CLASSIFICATION TEST

The swim classification test done at a unit level should be conducted by one of the following council-approved resource people: Aquatics Instructor, BSA; Aquatics Cub Supervisor; BSA Lifeguard; BSA Swimming & Water Rescue; or other lifeguard, swimming instructor, etc. In March we will mail each unit their buddy tags to fill out before arriving at camp.

TO THE TEST ADMINISTRATOR

The various components of each test evaluate the several skills essential to the minimum level of swimming ability. Each step of the test is important and should be followed as listed below:

SWIMMER'S TEST:

Jump feet first into water over the head in depth, level off, and begin swimming. Swim 75 yards in a strong manner using one or more of the following strokes: sidestroke, breaststroke, trudgen, or crawl; then swim 25 yards using an easy resting backstroke. The 100 yards must be swum continuously and include at least one sharp turn. After completing the swim, rest by floating.

BEGINNER'S TEST:

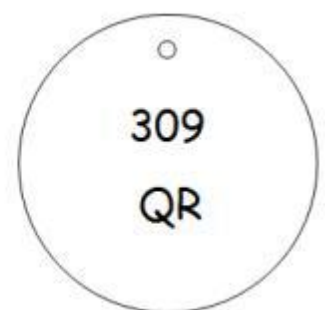
Jump feetfirst into water over the head in depth, level off, swim 25 feet on the surface, stop, turn sharply, resume swimming as before, and return to starting place.

Beginners (red on top):

- ✓ Jump into deep water.
- ✓ Swim 25 feet.
- ✓ Turn.
- ✓ Return.
- ✓ Total: **50 feet** with entry and turn

Swimmers (red on top blue on bottom):

- ✓ Jump into deep water.
- ✓ Swim 75 yards with strong forward stroke.
- ✓ Swim 25 yards with restful backstroke.
- ✓ Rest by floating.
- ✓ Total: **100 yards** with entry and turn



Properly filling out a buddy tag:

The swimmer's name is put on the front in the middle section. On the backside is written their Troop Number and Campsite.

- **Non Swimmer** (did not pass to the Beginner level): Buddy Tag left without color
- **Beginner** (passed Beginner level but did not complete full swim test, or did not complete test to the satisfaction of the test administrator): Color the top half circle with a red permanent marker.
- **Swimmer** (satisfactorily completed the full swim test): Color the top half circle with a red permanent marker and color the bottom half circle with a blue permanent marker.



Local Attractions around the Central Sierra

McKinley Grove

Visit a grove of Giant Sequoia trees. McKinley Grove is one of the best kept secrets in the Central Sierra, just a 30 minute drive from Camp

Directions:

9 miles east to the Intersection of the Dinkey Creek Road and the McKinley Grove Road. Turn right and travel 5.7 miles north on the McKinley Grove Road to the picnic area.

Big Creek Hydroelectric Project

Visit the town of Big Creek, established in 1911 by the Southern California Edison Company, where you will find Powerhouse #1, one of the first hydroelectric projects in the Sierra Nevada. Tours are conducted on Tuesdays at 11:30 am

Directions:

Go west on Dinkey Creek Rd for 1.9 miles. Go right onto Highway 168, travel through the village of Shaver Lake, after 4.6 miles, and take the left turn to Big Creek. Travel 7 miles to the town of Big Creek.

Museum of the Central Sierra

The Museum is operated by the Central Sierra Historical Society and features historic materials and artifacts, books and photographs, art classes, speakers and special events. Learn about the flora and fauna of the various elevations and regions of the Sierra Nevada as well as the people who explored, lived and worked here.

In addition to the museum building, visitors will be able to see a fully restored, historic Caboose from the SJ&E Railroad that operated in the early days of the Southern California Edison Big Creek Hydroelectric Project. Throughout the summer months, the Sierra Steamers hold several day-long demonstrations of a DolBeer Steam Donkey. Visitors can experience the power of this amazing machine that was used to drag large logs from where trees were felled in the forest to a historic sawmill or railroad line. The Museum of the Central Sierra sits on 20 acres of land donated to the Central Sierra Historical Society by the Southern California Edison Company.

Directions:

Located at 42642 Tollhouse Road in Shaver Lake, California. The museum is located just off HWY 168, about one mile north of the village of Shaver Lake. Take the Camp Edison Road and the museum entrance is the first right hand turn.

Daily during the summer months (May - September). Spring and Fall, as weather permits.

Hours Open: 11:00 am - 3:00 pm

Fees: No entrance fee. Donations are appreciated.

Mountain Biking at China Peak Ski Resort

Mountain Biking is back at China Peak! Their lift-served Mountain Bike Park is open weekends, Saturdays and Sundays through Labor Day from 9AM - 4 PM. Rental bikes and helmets are available for rent. All minors MUST have a Summer Mountain Activities Participant Release signed by a parent or guardian. Visit www.skichinapeak.com/summer.aspx for more details on pricing, rental information, and to download the Summer Mountain Activities participant Release form.

RV Rentals at Shaver Lake

Planning on camping at the Camp Chawanakee Family Camp area? If you are interested in renting an RV for use at Camp please consider “Shaver Lake RV Rentals” at 41579 Dinkey Creek Rd Shaver Lake, CA 93664 559-906-8446 or www.ShaverLakeRVRentals.com. We always try our best to patronize local businesses.



See more information about Cabins and rentals on Page 59

2019 Klondike Derby at Camp Chawanakee

Come join us for a great outdoor camping event!

DATE: Winter Awareness Training Meeting December 1, 2018

@ 9A – 12P Veterans Ballroom Clovis Veterans Memorial Building
808 Fourth Street Clovis, CA 93612

Klondike Derby Friday-Sunday, February 15-17, 2019

@ Camp Chawanakee Shaver Lake

TIME: Check in begins Friday 5PM - Activities begin Saturday 8AM

PLACE: Camp Chawanakee, Shaver Lake, CA

COST: \$26.00 per person (patch and lunch included) You will bring your own mess kit.
Send to Council Office or pay on line at www.seqbsa.org/Klondike.htm

WHAT TO BRING: Warm clothing and footwear, and sense of adventure

WHO: Boy Scouts and Adult Leaders

EVENTS: Snow Cannons, Sled Racing, Tug-o-War, Fire Building, Log Saw, Snow Sculptures and lots more!

CONTACT: Joseph Potthast 559-320-2100 or
joseph.potthast@scouting.org

Want to win a **free** pass to Klondike? We're looking for a scout to design the 2018 Klondike Patch. See our website for more details.

Please Cut & Return ✂

RESERVATIONS: Sequoia Council, Boy Scouts of America
Fresno Office
6005 N. Tamera Ave
Fresno, CA 93711
559-320-2100

Visalia Office
230 NW 3rd Ave
Visalia, CA 93291
559-732-3424

KLONDIKE DERBY – February 15-17, 2019 (Friday-Sunday)

Name: _____

Address: _____

Phone: _____ E-Mail: _____

Youth ____ + Adults ____ X \$26.00 \$ _____

Council Name: _____ Troop number _____

Number of Patrols competing _____

I will be arriving: Friday or Saturday & departing Saturday or Sunday

Please circle the days you will be staying at Klondike

Payment: Cash, Check \$ ____ I would like to use a credit card: __VISA __Master Card __Discover __Amex

Account #: _____ Expiration Date: _____ 3-Digit Verification #: _____

(Last 3 digits on the back of the card)

Webelos Adventure Camp

Start The Adventure Now!

While Boy Scouts may seem a long way off, the adventure is just around the corner. Webelos Adventure Camp is a chance for your son to get a taste of what Boy Scouts is really like. Each Webelos and his adult partner, called an Akela, will participate in Scout Show-n-Do activities. They will also share meals and enjoy a campfire program with a host Boy Scout Troop. The cost is \$90 a pair (Webelos & Akela) and \$45 for an adult with his/her den/pack. Each Webelos-Akela pair will receive a special patch that signifies their participation in this year's Webelos Adventure Camp. The camp will provide all meals and overnight tent and mattress setup for this exciting program.

WEBELOS ADVENTURE CAMP SCHEDULE

Session 1: Sunday July 1st—Tuesday July 3rd, 2018

Session 2: Thursday July 5th —Saturday 7th, 2018

Day 1

1:00 p.m.—5:00 p.m.	Webelos and Akelas arrive at camp and register	<i>(Participants assigned campsite, tour of camp)</i>
5:45 p.m.	Evening Flags	
6:00 p.m.	Dinner	
8:15 p.m.	Campfire Program	
9:00 p.m.	Campsite Activities <i>(Hosted by Troops)</i>	
10:00 p.m.	Lights Out	

Day 2

7:45 a.m.	Breakfast	
7:30 a.m.	Morning Flags	
8:30 a.m.	Round Robin Activities 1st, 2nd, 3rd and 4th rotations	
12:30 p.m.—1:30 p.m.	Lunch	
1:30 p.m. —2:00 p.m.	Rest time <i>(In campsite)</i>	
2:00 p.m.— 4:00 p.m.	Open Activities/Den Games	
5:00 p.m.	Evening Flags	
5:15 p.m.	Camp Wide BBQ	
8:15 p.m.	Campfire Program	
9:00 p.m.	Campsite Activity <i>(Point Campfire Bowl)</i>	
10:00 p.m.	Lights Out	

Day 3

7:30 a.m.	Morning Flags	
7:45 a.m.	Breakfast, Campsite Cleanup and Leave For Home <i>(make sure campsites are clean)</i>	

Schedule Subject to Change. Participants will receive a revised schedule, if applicable, upon check-in.

WHAT DO I NEED TO BRING?

Webelos Should Bring...

- » Your Scout uniform (*you'll wear it during all activities!*)
- » A sleeping bag or blankets and pillows
- » A change of clothes
- » Your toothbrush, toothpaste, and other toiletries
- » A jacket as nights are cool
- » A rain coat, just in case
- » Insect repellent, sunscreen, closed toed shoes, & hat
- » Medication, & Annual Health and Medical Record parts
A (health history) & B (Hold harmless)

Additionally, Akelas Should Bring...

- » Folding chair for you and your Scout
- » A water bottle/canteen
- » An eating mess kit (spoon, fork, knife, plate, bowl and cup for lunch and Friday dinner) for you and your Scout.
- » A jacket for the cool night
- » Rain gear, just in case
- » Firewood (optional)

REGISTRATION FROM

Webelos Adventure Camp:

DATE: (Select session you wish to register for) Session 1 July 1 – 3 2018 or
 Session 2 July 5 – 7 2018

TIME: Check In 1:00 p.m. - 5:00 p.m. Day 1, Check Out Day 3 10:00 a.m.

PLACE: Camp Chawanakee, 43485 N. Dinkey Creek Rd., Shaver Lake, CA 93664

COST: \$90 (for a Webelos and his Akela) \$45 for an adult with his/her den/pack not with their child

Webelos Name: _____ Akela's Name: _____

Address: _____ Phone: _____

Pack #: _____ e-mail: _____

What Year is your Cub: _____ Webelos 1 _____ Webelos 2 _____

If registering multiple Webelos and Akelas from the same pack at once, list below.

Add. Webelos Name: _____ Add. Akela's Name: _____

Add. Webelos Name: _____ Add. Akela's Name: _____

Add. Webelos Name: _____ Add. Akela's Name: _____

Add. Webelos Name: _____ Add. Akela's Name: _____

Add. Webelos Name: _____ Add. Akela's Name: _____

Add. Webelos Name: _____ Add. Akela's Name: _____

Add. Webelos Name: _____ Add. Akela's Name: _____

Payment: Cash or Check \$ _____ [] I would like to use my credit card: _____ VISA _____ Master Card

Discover Account #: _____ Expiration Date: _____

3-Digit Verification #: _____ (Last 3 digits on the back of the card) Signature: _____

For more information contact:

Fresno Scout Office (559) 320-2100 or info@seqbsa.org

Schedule Subject to Change. Participants will receive a revised schedule, if applicable, upon check-in.

National Youth Leadership Training June 18 to 23, 2018

Where and when is NYLT?

NYLT runs from for one week during the summer. The cost is \$260 per scout and is held at Family Camp up at Shaver Lake next to Camp Chawanakee. For more information go to <http://nylt.seqbsa.org>

What is NYLT?

This is an intense week-long leadership training course for youth members of Boy Scouting or Venturing programs. As the third step in the Scout program for Youth Leader development, this course provides your Scouts with the leadership skills they need to be truly effective. It is the most advanced youth leader training offered by a local council.

The first step in youth leader training is the “Introduction to Leadership”. This is the individual counseling that the unit leader does with a youth when he undertakes a new leadership position within the unit. It is the training in the specific functions of his/her new position.

The second phase of youth leader training is “Unit Youth Leader Training.” This is training at the unit level to help the youth to do a better job of working together. It addresses many very practical situations a youth leader may encounter. This training can only be effectively carried out at the unit level.

The third type of training is the “National Youth Leadership Training” (NYLT). The interaction among Scouts from all over the Council is a major ingredient in the course. That is why it is not provided at the unit level alone! NYLT supports the training done by the home unit leader.

All three types of training are necessary to develop the Scouts’ potential fully.

We’ve never sent anyone before - why should we now?

Sending Scouts to NYLT helps them develop their leadership potential. This results in a smoother running unit. If your unit is committed to having a true youth run program, your youth leaders need the skills presented in this course.

Isn’t the unit or unit leader training enough?

NYLT builds on and enhances the skills and ideas introduced at the other levels of training. NYLT is not designed to replace the training done by the unit leader, it is designed to provide additional leadership skills and enhance the youth leader’s ability to lead within the unit.

What will the Scout learn?

The Scout will learn the fundamentals of good leadership. These include the skills of motivating people and getting the job done. They are presented in a form that encourages the Scout to practice these skills as they are learned. The Scout will learn the importance of forming a group into a unit that is working together because they want to. The tools of communications, identifying and using resources, representing the group and dealing with problems will all be presented. Your Scout will have an

opportunity to practice these skills while learning the kinds of results they can bring. The skills related to planning, effective teaching, and sharing leadership also will be presented. These tools are the ones that will get the job done. Scouts are challenged through various Patrol activities to provide practical, hands on, experience in the use of these skills. The Scout leaves with a “Leadership Tool Kit” to aid him/her in applying his/her newly acquired skills back in the unit.

Does NYLT teach Scoutcraft skills?

Our focus at NYLT is on the leadership skills and providing an opportunity to use and strengthen those skills. Participants must have achieved the rank of First Class or higher prior to attending NYLT if registered in a Troop or Team. It is presumed they already possess skills in the areas of cooking, fire building, camping, knot tying, safety and first aid.

How many Scouts do we send?

Send the Scouts who are now in leadership positions in your unit, or will soon be. This would include the positions of Assistant Patrol Leader, Patrol Leader, Assistant Senior Patrol Leader, Senior Patrol Leader, Troop Guide, Junior Assistant Scoutmaster and all Crew Officers to name a few. The real answer to the question of who and how many Scouts to send is more a question of who you think is mature enough to take part in a week-long intensive training course and who you believe the future leaders of your unit will be. It is always best to remember the benefits of the buddy system in Scouting and send two or more Scouts to share the information and support each other upon returning to the troop.

Scoutmaster’s Minute:

Some may think that a week isn’t long enough to teach a youth how to become a leader. Others believe a week is just too long. Both are incorrect and both right! Becoming a leader is an evolutionary process. The more practice they get using their leadership skills the better leaders they become. At the NYLT course, we get the Scout started on the right path by presenting leadership skills, helping identify and strengthen the skills they already possess and giving them an opportunity to try them out and hone them in a controlled, training environment. The Scout really learns leadership by applying the skills he/she learns back in his/her home unit under the guidance of his/her unit leader. The training of youth leaders is the responsibility of the unit leader. NYLT is designed to support, not replace, the unit leader’s role in the training process. Each scout who attends will do so as a representative of his/her home unit and will wear the uniform and insignia of his/her home unit.



Cabins at Camp Chawanakee



Now year round camping is available at Camp Chawanakee with the addition of 11 new log cabins. Your Scout unit or community group can spend a weekend or more on beautiful Shaver Lake located at the 5,200 ft elevation level in the central Sierra. Camp is about 1 hour east of Fresno, CA following Route 168 to Shaver Lake Village. Once at Shaver Lake Village, turn right onto Dinkey

Creek Road and proceed about 1.5 miles to the Camp entrance road on your left. Take this road 1.5 miles to Camp Chawanakee. Winter conditions do vary. Some weekends the road will be passable with SUVs, cars, etc. Other weekends will require snow machines, cross country skies, snowshoes or hiking. Refunds are available for those who cannot make it into Camp due to weather conditions.



Description of Cabins:

-We have 4 Cub Cabins located just south of the parking lot. These are 14' by 20' and can sleep 6 people in three bunk beds. These cabins have lights and heat. Beds have mattresses. Each cabin has a front porch. All 10 cabins as a group can sleep a total of 66+ people.

-There are 6 Elkhorn Cabins located in and around the parking lot area. One is ADA compliant. The cabins are 17' by 31' and each contain a flush toilet, vanity, shower and kitchenette. Cabins have lights and heat. Beds have mattresses. Each cabin can sleep 7 people. There is a sitting area and a front porch. Cabin 7 is pet friendly.

-During the Summer only Elkhorn Cabins 4 – 7 are available for rental to Scout related families.



[Reserve and Pay Online](#)



How to Reserve Cabins:

Check online at www.seqbsa.org/cabins and check date availability. You can reserve and pay online. Call the Fresno Scout Service Center with questions at 559-320-2100 Monday through Friday from 9:00 am to 5:00 pm. Prices subject to possible changes each year. During the Boy Scout summer camp season and Club Chawanakee weekends, some cabins will be available for rent to Scout related families

Family Camp at Camp Chawanakee

In order for Camp Chawanakee's Family Camp to be enjoyed by all a few guidelines have been set by camp management. **Please call (559) 320-2100 for further information.**

Camp Uses:

The use of the basic Camp Chawanakee program areas in the scout portion of camp, the observation of special events, campfires and programs are not available to Family Camp participants unless prior arrangements are made with the Camp Director at least 24 hours in advance. All persons wishing to use the regular waterfront must have a physical form, signed within the last year by a licensed physician. It is understood that Scout troops in the regular camp are our first priority.

Reservations:

Reservations for family camp can only be made online at <http://www.seqbsa.org/FamilyCamp.htm>. All reservations must be made 24 hours before you want to camp.

Fees:

Family Camp fees include the use of the reserved site, a private shower, and restroom facility. Water is available for cooking and drinking. See **Camping:** below for note about electricity. **All fees must be paid online before arrival.**

Refund Policy:

There are no refunds at Camp Chawanakee. For special considerations contact John Richers the Scout Executive / CEO at john.richers@scouting.org and he will review your request.

Occupancy:

Check out time is 11:00 AM on the last day of stay, and arrival is permitted anytime after 12:00 PM. Limit per site is 6-10 persons or one family per night. **A maximum of two vehicles per site is permitted.** Please note that the road into camp is a dirt/gravel road.

Camping:

None of the campsites in family camp have electricity. Instead there is electricity in designated areas of family camp. These are the only areas in family camp with electricity. All other campsites do not have electricity. There are two water points of service, one in the area of the showers and another midway down the hill. There are four other non-electric tent cabins. We do not have other types of tents available. Your tent/RV is welcome.

Family Camp during our National Youth Leadership Training week:

From June 18-23, 2018 our National Youth Leadership Training group occupies the entire Family Camp area. If you would like to camp during this week, we will do our best to accommodate you in the main part of Camp Chawanakee.

Meals:

Meals may be prepared in the campsite. Purchased meals are not available.

Vehicles:

B.S.A. and Camp Chawanakee policy forbid passengers from riding in the back of trucks or trailers. Use of motorcycles in the camp area is not permitted. Motorcycles may be quietly driven out of the camp to the main road. **ATV use is strictly prohibited in any area of Camp Chawanakee.**

Bathrooms & Showers:

Toilets are pit type and there are two in family camp. There is a broom in each toilet and these should be used frequently to sweep the toilet. On occasion you may want to hose out the toilets. There are three individual and lockable showers. On occasion, you may want to use a flush toilet. You are welcome to drive into Camp Chawanakee past the parking lot and up the hill to the right of the warehouse is a staff shower and restrooms with flush toilets.

Equipment:

One table is set aside for each campsite along with a fire ring. Campers in Wall Tents are also provided with two cots and mattresses. Do not remove any equipment from your campsite without the permission of the Family Camp host.

Beach Use:

1. Motorboats are to be beached in the grass area only.
2. Family Camp Cove is reserved for swimming, fishing (must have fishing license) and canoeing.
3. Boats traversing the area must obey the posted 5-mile an hour speed limit. The Fresno County Sheriff's Department enforces this.
4. Water-Skiing may be done beyond the posted cover area.
5. **No lifeguards are on duty-Use of the water is at your own risk.**

Please Note

No alcoholic beverages and, or non-prescription drugs.

No firearms and, or fireworks.

Pets are allowed at Family Camp and must be kept on a leash at all times.

Some tent platforms used in the past are no longer available.

All reservations are on a first come-first serve basis.

2018 Family Camp Reservations Form

Mail form and payment to:

Sequoia Council, B.S.A.
6005 N Tamera Ave
Fresno, CA 93711
(559) 320-2100

Or Pay Online at

<http://www.seqbsa.org/FamilyCamp.htm>

***Please read Camp Guidelines before placing reservation.**

Name	
Address	
City	State / Zip
Phone (Home)	(Day)
E-Mail	

Please indicate the type of site(s) needed:

_____	Platform Cabin	\$ 45.00 per night **
_____	Space with RV hook-up (water only)	\$ 37.00 per night**
_____	Tent Area (you pitch your own tent)	\$ 22.00 per tent per night**

*** Extra tents are for those who pitch tents around the Platforms**

***July 01 -July 07 will cost
will cost 27/Tent, 50/Cabin 42/RV*

Dates needed:

Arrival Date (after 12:00 PM) _____

Departure Date (by 11:00 AM) _____

Payment Included:

Cost per site ___ X # of site(s) ___ X # of Night(s) ___

Grand Total Due = _____

I/We have read the Camp Guidelines and agree to abide by the rules and fees set forth there. I/We agree that all members of our party shall be notified of the Family Camp rules and shall abide by them.

SIGNED _____ DATE _____

Rules for acceptance and participation in the program are the same for everyone without regard to race, color, national origin, age, sex, or handicap.

To ensure your reservation Please call Joseph Potthast at the Boy Scout office.

***Please list all site number you would like to reserve here**

*** For June 18 - 23 Family Camp will be used for NYLT and families can get spots at Camp Chawanakee

CLUB CHAWANAKEE 2018



Session 1 Friday August 24 through Sunday August 26, 2018

Session 2 Friday August 31 through Monday September 3, 2018

Visit our website at www.seqbsa.org/ClubChawanakee.htm

Once again, our beautiful Camp Chawanakee will be open for two weekends this summer.

The cost per person Session I is \$70, persons aged 15 and older; \$55 age 6 to 14 and children 5 and under are free.

The cost per person Session II is \$80, persons aged 15 and older; \$60 age 6 to 14 and children 5 and under are free.

A very relaxing way to wind up your summer! We have a great camp with an excellent staff ready to serve you plus get ready for some great food! That's right meals are included with your camp fees from. Session I meals begin with breakfast on Saturday and conclude with lunch on Sunday, Session II meals begin with breakfast on Saturday and conclude with lunch on Monday. Please submit your payment in full with this form. We ask that your registration form be in our office four weeks prior to camp. Sorry there are no refunds. Please complete the registration form below and return it to the Fresno or Visalia Scout Service Centers.

If you have any questions please call Michael Foster at 559-320-2100 or e-mail him at michael.foster@scouting.org.

We will send you a camp information booklet once we receive your deposit.

-----Please detach and mail in-----

Club Chawanakee 2018

___ Session I Friday August 24 through Sunday August 26, 2018

___ Session II Friday August 31 through Monday September 3, 2018



Name: _____ Telephone Number () _____

Address: _____ City _____ Zip _____

Email: _____ Preferred Campsite: _____

Credit Card: ___ Visa ___ Master Card ___ Amex ___ Discover

Card Number: _____ Exp. Date: ___/___ V- code: _____

Signature: _____

Fees enclosed: \$ _____ *Number of children under 5 years old _____

*Children 5 years old and under are free

Checks payable to BSA

Please mail to: Club Chawanakee

Sequoia Council, B.S.A.
6005 N Tamera Ave
Fresno, CA 93711-3911
Fax: 559-320-2114
www.seqbsa.org

Club Chawanakee

Sequoia Council, B.S.A.
230 NW 3rd Ave
Visalia, CA 93291-3628
Fax: 559-732-0822
www.seqbsa.org

Acct # 900107 1-6701-903-21

Wood Badge 2018

Course dates: (You must attend both sessions)

Weekend #1: 7:00am Friday September 6 to Sunday September 8 2018 and
Weekend #2: 7:00am Friday September 20 to Sunday September 22 2018

Please note: You must be paid in full by August 10th 2018. This is necessary to enable us to plan properly and to order materials necessary for the course.

Scouts deserve the BEST trained leaders:

Wood Badge is the premier adult leadership development course for the Boy Scouts of America. Wood Badge is leadership training for all Scout Leaders who are involved in the programs of the Boy Scouts of America – Cub Scouting, Boy Scouting, Varsity Scouting, and Venturing, as well as council and district leaders, and professionals.

Wood Badge teaches contemporary leadership and team-building skills in a comfortable outdoor setting, where learners become members of their own Troop. Wood Badge's effectiveness as an effective leadership development experience has been applauded by industry training professionals. Its positive influence on graduates' individual unit-level program is unparalleled.

Wood Badge is, first and foremost, learning by doing:

Participants in the course are formed first into a Pack, bridge over into a Troop, and finally are inducted into a Venturing Crew, just as Scouts move up through the Scouting program. The courses are open to all adult Cub Scout, Boy Scout, Varsity, and Venturing leaders and district and council volunteers that have completed Basic Training for their position and are capable of handling the hectic, physically demanding course schedule.

Why go to Wood Badge?:

The purpose of Wood Badge is to develop skilled leaders who can strengthen Scouting units in achieving the mission of the Boy Scouts of America.

The Mission of the Boy Scouts of America is to prepare young people to make ethical and moral choices over their lifetimes by instilling in them the values of the Scout Oath and Law.

You go to Wood Badge to improve your leadership of small groups, and your understanding of how teams develop. The heart of Wood Badge is small group leadership. It is great fun too. This training is not only for Scouting. It also helps people at work, in church, with other groups, and in families.

Who Is Eligible To Attend Wood Badge?:

You may attend Wood Badge if you are registered as an adult in Boy Scouts of America, trained for your position, and medically able to handle the program.

Scouters who attended an earlier version of Wood Badge are welcome to come again, with the understanding that you will participate fully and work your ticket. Talk with the course director about the special requirements for you.

TENURE:

You do not have to have been a Scout leader for any minimum number of years.

TRAINED:

If you are eligible to wear a "Trained" patch, that meets this requirement. That means outdoor skills are required for Scoutmasters and Assistant Scoutmasters, and Varsity coaches, but not for others. If you have questions about this, call the course director.

MEDICAL:

The course includes some walking around the camp. The second half of the course involves camping out, but it is in the camp, not hiking into the wilderness. If you are medically unable to do it (or it would be unwise), talk to the course director. ALL participants must turn in the BSA "Medical and Health Record" form, which can be downloaded online or picked up in the Scout Office.

For more information contact

Boy Scouts of America, Fresno Service Center 559-320-2100 or Visalia Service Center 559-732-3424 or info@seqbsa.org



Sequoia Council Wood Badge 2018

COURSE DATES: (YOU MUST ATTEND BOTH SESSIONS)

Weekend #1: 7:00am Friday September 6 to Sunday September 8 2018 and

Weekend #2: 7:00am Friday September 20 to Sunday September 22 2018

The course fee is \$250. A \$50 deposit is due at the time the application is submitted.

You must be paid in full by August 10th 2018.

Name _____

Address _____

City _____ ZIP _____

Day Phone _____ Evening Phone _____

Email _____

Council _____ District _____

BSA Member ID# _____ Circle one: Pack, Troop, Team, Crew, Ship # _____

Current Registered Position _____

Occupation _____ Employer _____

Gender _____ Birth Date (mm/dd/yyyy) _____

____ payment enclosed (checks payable to Sequoia Council BSA)

____ please charge my ____ VISA ____ MasterCard ____ Discover

Account # _____ exp date. _____ Sec. Code _____

Signature _____

Mail completed form with payment to:

Fresno Service Center 6005 N. Tamera Ave. Fresno, CA 93711-3911

or

Visalia Service Center 230 NW 3rd Ave. Visalia, CA 93291-3628

For more information contact:

Boy Scouts of America, Fresno Service Center 559-320-2100

Boy Scouts of America, Visalia Service Center 559-732-3424

Course Registration
8:00 AM
Monday July 9, 2018
BSA Camp Chawanakee
Shaver Lake, CA

Course Closing
11:00 AM
Saturday July 14, 2018
BSA Camp Chawanakee
Shaver Lake, CA

LEAVE NO
TRACE
MASTER
EDUCATOR

July 9 – 14, 2018



"Much of the curriculum added into a BSA Leave No Trace ME course is to help graduates become a top-level Leave No Trace resource for their unit, district, and council.



*A major goal for our BSA Leave No Trace ME courses is to graduate **effective and active Leave No Trace Masters** who will return to their home council and **conduct the key Leave No Trace Trainer courses** needed to support their unit, district and council outdoor programs."*

Our Leave No Trace Master Educator Course is held in the high country of the beautiful Sierra Nevada Mountains. We look forward to you joining us for a fantastic learning and adventure experience.





LEAVE NO TRACE MASTER EDUCATOR COURSE

The course will begin with 2 days of classroom instruction followed by three days in the backcountry either at a primitive campsite or on a backpacking trek. The course will return to Camp Chawanakee for summary and closure sessions.



LEAVE NO TRACE MASTER EDUCATOR COURSE

Course fee \$325

All meals during the course and necessary course materials are provided as part of the registration fee. Also included are registration with the Center for Outdoor Ethics as a Leave No Trace Master Educator and one year membership in Leave No Trace.


Transportation to and from BSA Camp Chawanakee is not included in the fee. Course travel to the National Forest Trailhead or campground will be worked out on a car pool basis.

To register go to:

<http://www.seqbsa.org/register/2018/lntme.htm>

Information:

Contact Timothy Brox -
wtbrox.bsa@gmail.com



- *Plan Ahead and Prepare*
- *Travel and Camp on Durable Surfaces*
- *Dispose of Waste Properly*
- *Leave What You Find*
- *Minimize Campfire Impacts*
- *Respect Wildlife*
- *Be Considerate of Other Visitors*

Table of Contents

Camp Chawanakee 2018 Campsite Reservation Form	2
Letter to the Units	3
Camp Map	4
Online Resources:.....	5
Directions from the Southern California	6
Directions from the Northern California	7
Paying For Camp.....	8
Conservative Forecasting	8
Sharing a campsite	8
Refunds	9
Preferred Payment Method	9
Rollovers.....	9
Discounts and Extra Fees	9
Camperships.....	10
Payment Dates	10
Making Payments.....	10
Final Numbers/Payments.....	11
Changing Campsites	11
Cancellations	11
Fee Settlement Form.....	12
General Guide to Camp Chawanakee	13
Before Arrival at Camp:.....	13
Saturday Arrivals	13
Early Swim Check: A Great Improvement to Sunday Check In	14
Sunday Arrivals and Checking into camp	14
Monday Arrivals	15
Departure on the last day:	15
Transportation:	16
Merit Badge Sign Ups:.....	16
Dining Services:	16
Lunch Meals:	16
Friday Barbecue:	17
Special meals:.....	17
Fires:.....	17
Your Patrol Site:	18
Commissioner Service:	18
Participants:	18
Senior Patrol Leaders / Venture Presidents:.....	18
Scoutmaster/Crew Advisor Meetings:	18
Adult Leadership:	19
Clarification on Adult Registration Requirement Beginning with 2018 Boy Scout Camp Season	19
Medical Support:.....	19
Adult Features:.....	20
Trading Post:	20
Telephones:.....	21
Mail:	21
Uniforms:.....	22
What to Bring to Camp.....	22
Troop/Crew Gear to Bring to Camp:	22

Personal Gear to Bring to Camp:.....	22
Personal Extras:.....	22
What Not To Bring:.....	23
Other Items that may be of interest	23
2018 Schedules	24
Open Time	25
Camp Programs.....	25
Merit Badge Program:.....	25
Blue Cards.....	26
Registration Cut Off and changing classes at camp	26
Difficulty Rating:.....	26
Class Pre-Requisites:	27
Cost:	27
Period Taught:.....	27
Location:.....	27
Note about Nature Merit Badge Structure	27
What does that mean?.....	27
What about overnights?	28
Questions or Comments?.....	28
Merit Badge Class Listings*	29
*We are trying an experiment this summer where we do not have caps on merit badge classes.	30
** Adult Trainings schedule will be given to you in your check-in packet.....	30
*** Nature Badges are independent study. For more about this please see page 27.	30
Campfires and Special Programs.....	31
Troop Crew campfires:.....	31
Opening Campfire:	31
Commissioner Inter-unit Campfire:	31
Tribe of Chawanakee Campfire:.....	31
Closing Campfire:	31
Adult Programs.....	32
Chawanakee Open:	32
Bocce Ball:	32
Volleyball:.....	32
Horseshoes:.....	32
Introduction to Outdoor Leadership Skills:.....	32
Special Events and Activities	32
Aloha Friday:	32
Chawanadayze:	33
C.O.P.E.:.....	33
Climbing Wall:	33
First Year Camper Program:	33
Kayaking:	34
Mile Swim:.....	34
B.S.A. Lifeguard:	34
Stand Up Paddle Boarding:	35
Polar Bear Swim:	35
Trails of Chawanakee:	36
Cat Eye Trail:.....	36
Nature Trail:	36
Warrior Trail:.....	36
Chieftain Run:.....	36

Fishing:	36
Other Activities.....	37
Iron Bear:.....	37
Horse Trail Rides:	37
Canoe Outpost:	37
Mountain Bikes:	38
Mountain Boarding:	38
Special Awards and Recognition	39
Pioneer Hiker:.....	39
Honor Troop/Crew:.....	39
Fishing:	39
Spirited Arrow Award:.....	39
Thumbsticks:	39
Tribe of Chawanakee.....	40
Camp Chawanakee Special Events*	41
Dining at Camp Chawanakee	42
MEAL TIMES	43
TROOP DUTY ROSTER.....	44
FIRE PLAN FOR SCOUTS AND LEADERS	45
Fire Bell:.....	45
What to do when the fire bell rings:	45
What to do if you encounter an out of control fire:	45
HONOR TROOP CRITERIA	46
Campsite Inspection Sheet.....	47
TRIBE OF CHAWANAKEE ROSTER.....	48
Unit Swim Classification Record.....	49
Local Attractions around the Central Sierra.....	52
McKinley Grove	52
Big Creek Hydroelectric Project	52
Museum of the Central Sierra.....	52
Mountain Biking at China Peak Ski Resort	53
RV Rentals at Shaver Lake	53
2019 Klondike Derby at Camp Chawanakee	54
Webelos Adventure Camp	55
National Youth Leadership Training June 18 to 23, 2018	57
Where and when is NYLT?	57
What is NYLT?.....	57
We've never sent anyone before - why should we now?.....	57
Isn't the unit or unit leader training enough?.....	57
What will the Scout learn?	57
Does NYLT teach Scoutcraft skills?.....	58
How many Scouts do we send?.....	58
Scoutmaster's Minute:	58
Cabins at Camp Chawanakee	59
Description of Cabins:	59
How to Reserve Cabins:	59
Family Camp at Camp Chawanakee	60
Camp Uses:.....	60
Reservations:.....	60
Fees:	60
Refund Policy:.....	60

Occupancy:.....	60
Camping:	60
Family Camp during our National Youth Leadership Training week:.....	61
Meals:.....	61
Vehicles:	61
Bathrooms & Showers:	61
Equipment:.....	61
Beach Use:.....	61
Please Note	61
2018 Family Camp Reservations Form	62
CLUB CHAWANAKEE 2018.....	63
Wood Badge 2018.....	64
Course dates: (You must attend both sessions).....	64
Scouts deserve the BEST trained leaders:.....	64
Wood Badge is, first and foremost, learning by doing:	64
Why go to Wood Badge?:	64
Who Is Eligible To Attend Wood Badge?:	64
TENURE:	64
TRAINED:	64
MEDICAL:.....	65
For more information contact.....	65
LEAVE NO TRACE MASTER EDUCATOR	67
Notes	69

TAKING PICTURES?

WE'D LIKE TO SEE THEM!

USE #CAMPCHAWANAKEE
AND SHARE IT ON YOUR SOCIAL NETWORKS

